

MAXXIS



**NORTH AMERICAN
ATV/UTV/MOTO CATALOG**

VOL. 25

MAXXIS WORLDWIDE



Maxxis International - USA
545 Old Peachtree Road / Suwanee, GA 30024, USA
Tel: 1.800.4.MAXXIS / Tel: 1.770.962.5932
Fax: 1.770.962.7705

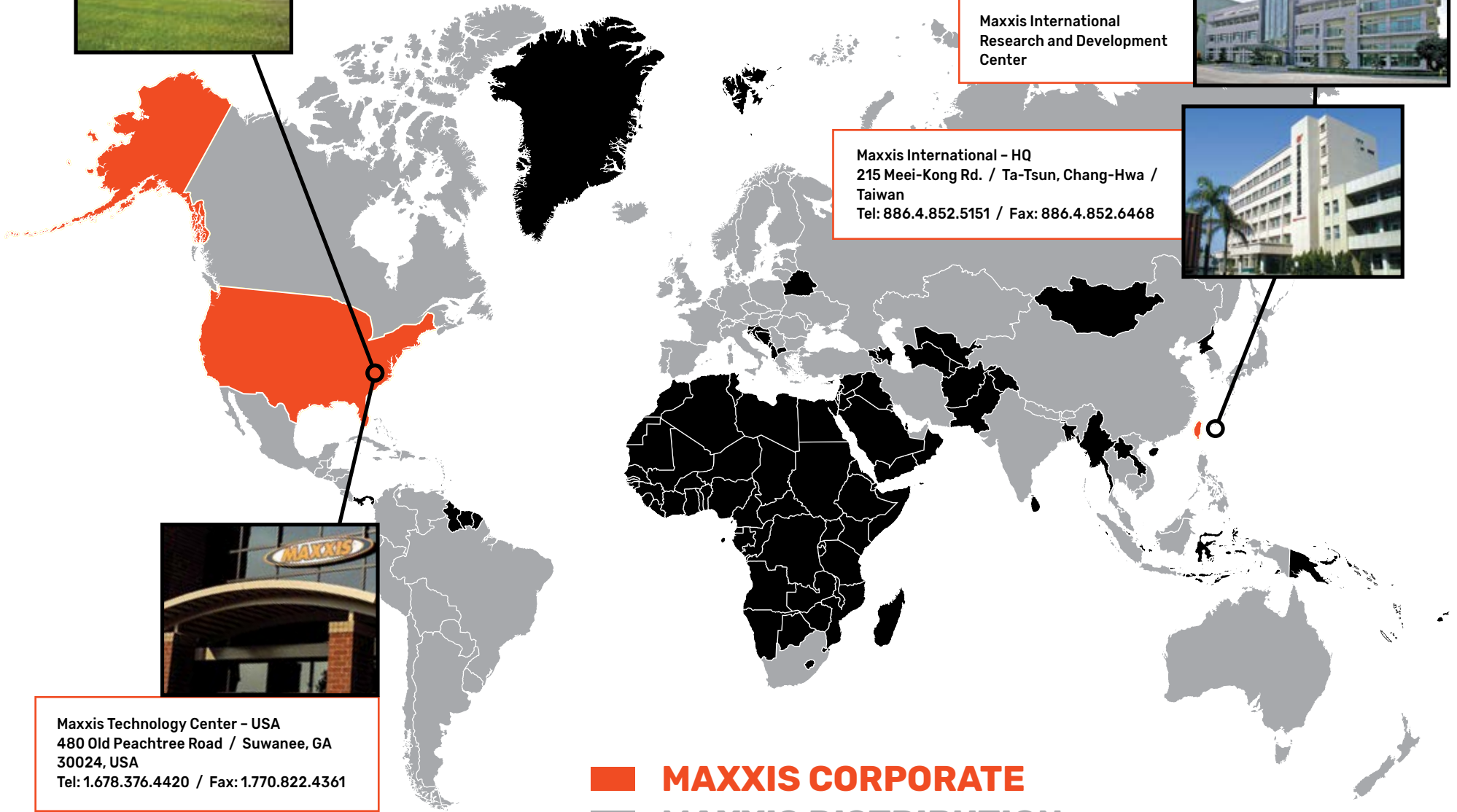


Maxxis International
Research and Development
Center

Maxxis International - HQ
215 Meei-Kong Rd. / Ta-Tsun, Chang-Hwa /
Taiwan
Tel: 886.4.852.5151 / Fax: 886.4.852.6468



Maxxis Technology Center - USA
480 Old Peachtree Road / Suwanee, GA
30024, USA
Tel: 1.678.376.4420 / Fax: 1.770.822.4361



 **MAXXIS CORPORATE**
 **MAXXIS DISTRIBUTION**

At Maxxis we strive to provide the highest quality products and customer service with the goal of creating lifelong Maxxis customers. Anchored by a strong commitment to our values, we form close partnerships with our stakeholders, and together we work to consistently exceed our customers' expectations.

From design to production, from the factory floor to your favorite road or trail, Maxxis products lead the way in technological advances. For bicycle, automotive, light truck, ATV, motorcycle, kart, trailer and lawn & garden, Maxxis provides the quality customers have come to depend on.

Total customer satisfaction has been Maxxis' guiding purpose since 1967. Working toward this goal has built Maxxis into the successful worldwide company it is today. Champions around the world choose Maxxis because they know that our extensive product research, unique designs and rigorous testing standards produce tires that will elevate riders to the next level.

For more information on the entire Maxxis product line, visit us at maxxis.com.



Maxxis makes every effort to ensure the accuracy of the information we publish. Maxxis is not responsible for errors or misprints in our materials. Specifications and item availability are subject to change without notice. Actual weights and measurements may vary from those published herein. Weights are listed in grams.
©2025 Maxxis International. All Rights Reserved.

SAFETY	3
TERRAIN GUIDE	3
ATV UTILITY/SXS	4
RAZR XT ML-ST1	5
RAZR XTZ ML-NS1	5
ROXXZILLA ML7	6
LIBERTY ML3	6
RAMPAGE ML5	8
RAMPAGE FURY ML22	8
CARNIVORE ML1	9
CARNIVORE RT ML9	9
CEROS MU07/MU08	11
CORONADO MU9C	11
MU9H	12
CARNAGE ML19	12
BIGHORN M917/M918	13
BIGHORN 2.0 MU09/MU10	14
BIGHORN 3.0 M301/M302	14
MU511/MU521	15
WORKZONE M101/M102	15
MAXXZILLA M60	16
ZILLA MU01/MU02	16
ATV SPORT	17
RAZR PLUS MX MS-CR1/MS-CR2	17
RAZR M931/M932	18
RAZR² M933/M934	18
MOTORCYCLE OFF-ROAD	19
MAXXCROSS MX-SM M7328 REAR	20
MAXXCROSS MX-SI M7334 F/R	21
MAXXCROSS MX-IH M7333 F/R	21
MAXXCROSS SI M7311/M7312	24
MAXXCROSS IT M7304/M7305	25
MAXXCROSS DESERT IT M7304D/M7305D	26
QUICK GUIDE	27-28
FITMENT GUIDE	29-42

- Consult your owner's manual for specific tire information.
- Clearance around tires must be maintained. Check with the ATV manufacturer before attempting to mount tire sizes which differ from those stated in the owner's manual. Altering the tire size may require a different rim size. For this reason, we suggest you consult your dealer to be sure the rim size is compatible before making any changes to the tire size on your vehicle. Be sure adequate clearance is maintained at all times.
- When replacing tube-type tires, be sure to replace the inner tubes. Stretched inner tubes can crease and fail due to thinning of the inner tube rubber. Make sure inner tube size matches the tire size. Consult your motorcycle dealer for correct rim band replacement.
- The air pressure inside the tire is critical to its handling characteristics and load capability. Check cold tire pressure with an accurate tire pressure gauge before every ride. Tire pressure should not be adjusted immediately after a tire has been in use.
- Follow tire pressure guidelines located in your vehicle's owner's manual. Never exceed maximum inflation pressure indicated on your tire's sidewall.
- Check valve cores. Tighten for correct seating. If valve cores are damaged, replace them.
- Check tires for damage before and after riding. Punctured, cracked, bulging or blistered tires should be replaced immediately. If not replaced, damage can result, including sudden and complete tire failure.
- After replacing worn tires, take time to become acquainted with the handling and performance of your new tires. Check inflation pressure frequently and adjust if needed.
- Tire mounting and dismounting should be handled by professionals. Improper mounting or incorrectly mounted tires can lead to injury or death and/or damage to the tire, wheel and/or vehicle.
- Tire and wheel assemblies should be balanced before use and each time the tire is removed or replaced. Failure to do so will result in accelerated tread wear.
- Check for broken or damaged spokes and replace as necessary.
- Tires marked as front or rear tires should only be used in their designated position.
- Do not retread, regroove, sipe or otherwise modify tires.
- Do not use dry or liquid balancers. Do not use liquid sealants.
- Do not store tires in direct sunlight for extended periods of time. Store unmounted tires indoors at temperatures above 32°F.
- Allowing tires to stand in oil or gasoline may have an adverse affect on the rubber compounds of the tire.
- Do not mix radial and bias construction tires unless specifically recommended by the manufacturer as the original equipment of the vehicle.
- Never chemically treat tires (i.e. "soaking" or using tire softener in an attempt to alter tire compound).
- Never operate a vehicle beyond the speed rating denoted on the sidewall of the tires. Do not exceed the load rating denoted on the tire sidewall. These situations can cause tire damage, possibly resulting in catastrophic tire failure.
- Wheel alignment is critical to tread life and tire safety. Replace bent or damaged rims or wheels immediately.
- Failure to follow these guidelines can result in accelerated tread wear and may cause catastrophic tire failure. This may result in accident, injury or death.

ATV UTILITY/SXS				
MODEL	ROCK CRAWLING	DESERT/HARDBACK	TRAIL/ALL TERRAIN	MUD
RAZR XT		██████████		
RAZR XTZ		██████████		
ROXXZILLA	██████████			
LIBERTY		██████████		
RAMPAGE		██████████	██████████	
RAMPAGE FURY		██████████	██████████	
CARNIVORE			██████████	
CARNIVORE RT			██████████	██████████
CEROS		██████████		
CORONADO		██████████	██████████	
MU9H		██████████	██████████	
CARNAGE		██████████	██████████	
BIGHORN			██████████	██████████
BIGHORN 2.0			██████████	██████████
BIGHORN 3.0			██████████	██████████
MU511/MU521		██████████	██████████	
WORKZONE		██████████		
MAXXZILLA				██████████
ZILLA				██████████

ATV SPORT				
MODEL	MOTOCROSS	TRAIL	CROSS COUNTRY	SNOW
RAZR PLUS MX	██████████			
RAZR		██████████	██████████	
RAZR ²		██████████	██████████	

MOTORCYCLE OFF-ROAD					
MODEL	SAND/MUD	SOFT	INTER-MEDIATE	HARD	OFF-ROAD/TRAIL
MAXXCROSS MX-SM	██████████				
MAXXCROSS MX-SI		██████████	██████████		
MAXXCROSS MX-IH			██████████	██████████	
MAXXCROSS SI		██████████	██████████		
MAXXCROSS IT			██████████	██████████	
MAXXCROSS DESERT IT				██████████	██████████

ATV UTILITY/SXS



RAZR XT



TIRE SIZE	PLY RATING	OVERALL DIAMETER (INCH)	OVERALL WIDTH (INCH)	RIM SIZE (INCH)	TIRE PRESSURE (PSI)	MAX LOAD (LBS)	TREAD DEPTH (INCH)
ML-ST1							
32x10.00R15	8	32.6	10.4	15X7.0	18	606	18/32
30x10.00R14	8	30.6	10.3	14X7.0	18	545	18/32
33x10.00R15	8	33.7	10.2	15X7.0	18	645	18/32
35x10.00R15	8	35.4	10.6	15X7.0	18	728	18/32

- **WON BAJA 1000 PRO UTV N/A (MICHAEL MCFAYDEN - FACTORY HONDA)**
- **WON BITD LAUGHLIN DESERT CLASSIC UTV OPEN (CODY BRADBURY - FACTORY CAN AM)**
- **WON OVERALL BITD UTV PRO TURBO CHAMPIONSHIP (DUSTIN JONES - FACTORY CAN AM)**
- **STEEL-BELTED RADIAL CONSTRUCTION WITH EXCEPTIONAL CORNERING AND STEERING QUALITIES**
- **SHOULDER BLOCKS EXTENDING OVER THE SIDEWALL IMPROVE TRACTION IN DESERT TERRAIN WHILE THE CENTER TREAD BLOCK DESIGN AND ARRANGEMENT ARE OPTIMIZED TO PROVIDE TRACTION IN A VARIETY OF TERRAINS**
- **NEW COMPOUND PROVIDES INCREASED TEAR RESISTANCE AND SIDEWALL STIFFNESS FOR EVEN MORE TRACTION**
- **8-PLY-RATED**

With excellent cornering performance at all speeds and precise steering capabilities, the RAZR XT is designed to excel in the desert racing world. A high-density double steel-belted carcass construction enhances stability at speed, while the rounded shoulder allows just the right amount of traction to propel you to the podium. The RAZR XT was built for one purpose, and that purpose is winning.

RAZR XTZ










TIRE SIZE	PLY RATING	OVERALL DIAMETER (INCH)	OVERALL WIDTH (INCH)	RIM SIZE (INCH)	TIRE PRESSURE (PSI)	MAX LOAD (LBS)	TREAD DEPTH (INCH)
ML-NS1							
32x10.00R15	8	32.4	10.2	15x7.0	18	608	17/32

- **NEXT GENERATION TREAD PATTERN IMPROVES TRACTION AND STEERING PERFORMANCE**
- **SIPE DESIGN REDUCES TREAD STIFFNESS FOR IMPROVED RIDE COMFORT**
- **IMPROVED SHOULDER LUG DESIGN WITH ROCK EJECTORS TO IMPROVE DEBRIS CLEANOUT**
- **TREAD PATTERN DESIGN AND LOWER VOID RATIO INCREASES ABRASION AND PUNCTURE RESISTANCE**

Introducing the Razr XTZ - engineered with advanced materials to reduce overall weight without compromising durability. This results in improved acceleration and maneuverability, with an optimal contact patch for unmatched traction. Tested and proven in harsh desert conditions, the new tread pattern design increases abrasion and puncture resistance while at the same time, improving ride comfort. Our latest innovation in off-road performance is a game-changer for desert racing and off road enthusiasts.

ROXXZILLA



TIRE SIZE	PLY RATING	OVERALL DIAMETER (INCH)	OVERALL WIDTH (INCH)	RIM SIZE (INCH)	TIRE PRESSURE (PSI)	MAX LOAD (LBS)	TREAD DEPTH (INCH)
ML7 Competition							
30X10.00R14	 8	30.5	10.0	14X7.0	18	547	19/32
32X10.00R14	 8	32.3	10.6	14X7.0	18	617	19/32
35X10.00R14	 8	34.7	11.0	14X7.0	18	741	19/32
32X10.00R15	 8	32.7	10.6	15X7.0	18	609	19/32
35X10.00R15	 8	35.5	10.6	15X7.0	18	730	19/32
37X10.00R17	 8	37.3	10.8	17X7.0	18	787	19/32
 Icon on sidewall denotes soft competition compound							
ML7 Standard							
30X10.00R14	8	30.5	10.0	14X7.0	18	547	19/32
32X10.00R14	8	32.3	10.6	14X7.0	18	617	19/32
32X10.00R15	8	32.7	10.6	15X7.0	18	609	19/32

Standard has longer wearing non-competition compound

- FREQUENT CHOICE OF RACERS IN KING OF THE HAMMERS, DESIGNED FOR ROCK CRAWLING
- TIGHTLY SPACED CENTER BLOCKS FOR INCREASED GRIP AND PUNCTURE RESISTANCE
- HIGH MULTI-LAYER SIDEWALL DESIGN ENHANCES SIDEWALL TRACTION FOR ROCK CRAWLING
- 8-PLY-RATED RADIAL CONSTRUCTION

When they're hanging over the edge of an obstacle, rock crawlers need tires they can rely on. Trusted by champion rock crawlers, the Roxxzilla grips rock and hangs on, letting drivers power over the toughest obstacles. The Roxxzilla delivers this elite-level performance via 8-ply-rated radial construction, multi-layer sidewall design for enhanced traction, and stepped shoulder lugs. A soft competition tread compound is available along with a standard compound for better tread wear both balanced by tightly spaced center blocks for excellent grip and puncture resistance.

LIBERTY



TIRE SIZE	PLY RATING	OVERALL DIAMETER (INCH)	OVERALL WIDTH (INCH)	RIM SIZE (INCH)	TIRE PRESSURE (PSI)	MAX LOAD (LBS)	TREAD DEPTH (INCH)
ML3							
28X10.00R14	8	28.6	9.5	14X7.0	18	481	16/32
30X10.00R14	8	30.4	9.7	14X7.0	18	551	16/32
32X10.00R14	8	32.0	10.4	14X7.0	18	617	16/32
29X9.50R15	8	29.7	9.3	15X7.0	18	494	16/32
32X10.00R15	8	32.0	10.2	15X7.0	18	617	16/32
29X9.50R16	8	30.0	9.3	16X7.0	18	481	16/32

- FREQUENT CHOICE OF RACERS IN KING OF THE HAMMERS/BEST IN THE DESERT/ SCORE
- EXCELLENT TREAD WEAR
- 8-PLY-RATED RADIAL CONSTRUCTION

The Maxxis Liberty performs even on the largest SxS machines, with an 8-ply-rated radial carcass ready to shoulder heavy loads and a tread designed for ultimate control. The Liberty features the long tread life you've come to expect from a Maxxis tire and a smooth plush ride that gives you the freedom to roam anywhere.



RAMPAGE



RAMPAGE FURY



TIRE SIZE	PLY RATING	OVERALL DIAMETER (INCH)	OVERALL WIDTH (INCH)	RIM SIZE (INCH)	TIRE PRESSURE (PSI)	MAX LOAD (LBS)	TREAD DEPTH (INCH)
ML5							
28X10.00R14	8	28.5	9.5	14X7.0	18	480	20/32
30X10.00R14	8	30.5	9.8	14X7.0	18	547	20/32
32X10.00R14	8	32.3	10.0	14X7.0	18	617	20/32
30X10.00R15	8	30.8	9.6	15X7.0	18	536	20/32
32X10.00R15	8	32.3	10.0	15X7.0	18	609	20/32

- LIGHT TRUCK-BASED DESIGN
- AGGRESSIVE ALL-TERRAIN TREAD PATTERN
- 8-PLY-RATED RADIAL CONSTRUCTION

With a design inspired by light truck tires, the Rampage is engineered to perform off-road. An aggressive all-terrain tread pattern and 8-ply-rated radial construction allow the Rampage to handle abuse in harsh conditions and keep on going. You can get a little dusty or maybe a bit muddy, but either way you're going on a rampage wherever you go.

TIRE SIZE	PLY RATING	OVERALL DIAMETER (INCH)	OVERALL WIDTH (INCH)	RIM SIZE (INCH)	TIRE PRESSURE (PSI)	MAX LOAD (LBS)	TREAD DEPTH (INCH)
ML22							
32X10.00R15	8	32.4	9.8	15X7.0	18	606	20/32

- OPTIMIZED TREAD BLOCK SPACING FOR INCREASED GRIP ON HARD TERRAIN AND BETTER PUNCTURE RESISTANCE
- DUAL COMPOUND TECHNOLOGY APPLIED IN TREAD AND SHOULDER AREAS FOR ENHANCED TREAD WEAR AND CORNERING
- AGGRESSIVE SHOULDER KNOB WITH SQUARE PROFILE DESIGN FOR EXCELLENT CORNERING TRACTION
- DESIGNED TO MEET OEM STANDARDS AND BUILT TO HANDLE THE TOP CLASS OF PERFORMANCE UTV'S ON THE MARKET

Built to withstand the most grueling conditions, Rampage Fury features an aggressive All Terrain tread pattern which provides ultimate side bite when cornering at speed or in low gear when crawling up a rock face. Dual compound technology means improved tread wear and precise cornering for the most discerning drivers. It's exactly what you'd expect from Maxxis!

CARNIVORE

CARNIVORE RT



TIRE SIZE	PLY RATING	OVERALL DIAMETER (INCH)	OVERALL WIDTH (INCH)	RIM SIZE (INCH)	TIRE PRESSURE (PSI)	MAX LOAD (LBS)	TREAD DEPTH (INCH)
ML1							
28X10.00R14	8	28.7	9.3	14X7.0	18	481	23/32
30X10.00R14	8	31.0	9.8	14X7.0	18	545	23/32
32X10.00R14	8	32.0	10.4	14X7.0	18	617	23/32
29X9.50R15	8	29.7	9.4	15X7.0	18	494	23/32
31X10.00R15	8	31.6	10.0	15X8.0	18	567	23/32
32X10.00R15	8	32.3	10.3	15X7.0	18	617	23/32
33X10.00R15	8	33.5	10.2	15X7.0	18	645	23/32
35X10.00R15	8	35.4	10.4	15X7.0	18	730	23/32
35x10.00R17	8	35.4	10.2	17x7.0	18	699	22/32
37x10.00R17	8	37.2	10.5	17x7.0	18	787	22/32

TIRE SIZE	PLY RATING	OVERALL DIAMETER (INCH)	OVERALL WIDTH (INCH)	RIM SIZE (INCH)	TIRE PRESSURE (PSI)	MAX LOAD (LBS)	TREAD DEPTH (INCH)
ML9							
25x8.00R12	TBD	TBD	TBD	TBD	TBD	TBD	TBD
25x10.00R12	TBD	TBD	TBD	TBD	TBD	TBD	TBD
26x9.00R12	6	26.6	9.3	12x7.0	18	408	28/32
26x11.00R12	6	26.8	11.1	12x9.0	18	477	28/32
28x10.00R14	8	28.5	10.0	14x8.0	18	481	33/32
30x10.00R14	8	30.6	10.0	14x7.0	18	547	33/32
32x10.00R14	8	32.5	10.6	14x8.0	18	617	33/32
30x10.00R15	8	30.5	10.1	15x8.0	18	534	33/32
32x10.00R15	8	32.5	10.5	15x8.0	18	617	33/32

- **IDEAL FOR EXTREME TERRAIN**
- **8-PLY-RATED RADIAL CONSTRUCTION**
- **DOUBLE SHOULDER BLOCK PROFILE IMPROVES CORNERING PERFORMANCE**
- **BRIDGE DESIGN STRENGTHENS TREAD BLOCKS AND IMPROVES PUNCTURE RESISTANCE**

The Carnivore is designed to excel in extreme terrain, in large part due to a mean, gutsy tread design that delivers excellent traction on rocks, roots, desert terrain, and mud. Eight-ply radial construction lets the Carnivore handle the heavy loads and high speeds of the largest SxS machines, and together with a tread design that allows for control on and off-road, gives the Carnivore the superb tread wear you expect from a Maxxis tire.

- **CENTER TREAD BLOCK DESIGN OPTIMIZES TRACTION AND STEERING RESPONSE IN A VARIETY OF TERRAINS**
- **SHOULDER BLOCKS EXTEND OVER THE SIDEWALL IMPROVING TRACTION AND SHOULDER PROTECTION IN RUGGED TERRAIN**
- **TRIPLE SQUARE SHOULDER PROFILE IMPROVES TRACTION, LATERAL SUPPORT AND CORNERING PERFORMANCE**
- **BRIDGE DESIGN IMPROVES OVERALL STIFFNESS OF CENTER TREAD BLOCK**

Introducing the ultimate tire for tackling rugged terrain - the new Carnivore RT. Designed for maximum performance in muddy and rocky conditions, this tire is perfect for off-road enthusiasts who demand the best. With its durable construction and aggressive tread pattern, this tire provides superior traction and stability on even the toughest terrain. Whether you're navigating muddy trails or rocky outcroppings, the Carnivore RT will give you the confidence to tackle any obstacle.



CEROS



TIRE SIZE	PLY RATING	OVERALL DIAMETER (INCH)	OVERALL WIDTH (INCH)	RIM SIZE (INCH)	TIRE PRESSURE (PSI)	MAX LOAD (LBS)	TREAD DEPTH (INCH)
MU07 Front							
23X8.00R12	6	23.0	8.0	12X7.0	18	584	23/32
25X8.00R12	6	25.2	8.0	12X7.0	18	695	23/32
26X9.00R12	6	26.6	8.6	12X7.0	18	827	23/32
26X9.00R14	6	26.5	8.7	14X7.0	18	805	23/32
27X9.00R14	6	27.4	8.7	14X7.0	18	419	23/32
29X9.00R14	6	29.5	8.9	14X6.0	18	963	23/32
27X9.00R15	6	27.0	8.7	15X7.0	18	853	23/32
MU08 Rear							
23X10.00R12	6	23.3	9.7	12X8.0	18	739	23/32
25X10.00R12	6	25.4	9.8	12X8.0	18	827	22/32
26X11.00R12	6	26.6	10.7	12X8.0	18	963	23/32
26X11.00R14	6	26.5	10.9	14X8.0	18	937	23/32
27X11.00R14	6	27.6	10.9	14X8.0	18	507	23/32
29X11.00R14	6	29.5	10.9	14x8.0	18	1,135	23/32
27X11.00R15	6	27.0	10.8	15X8.0	18	1,047	23/32

- **FREQUENT CHOICE OF SHORT COURSE SXS RACERS**
- **EXCELLENT TRACTION AND STABILITY ON HARDPACK OR LOOSE-OVER-HARD CONDITIONS**
- **6-PLY-RATED RADIAL CONSTRUCTION**

Built for high-speed desert and short course racing, the Maxxis Ceros can handle brutal terrain and then come back for more. A directional, smooth-rolling tread pattern provides steering precision and straight-line stability at high speeds, and the Ceros' radial construction delivers reliable shock absorption and a smooth ride. This tire's tread pattern also creates predictable braking and aggressive traction in hardpack to intermediate conditions.

CORONADO



TIRE SIZE	PLY RATING	OVERALL DIAMETER (INCH)	OVERALL WIDTH (INCH)	RIM SIZE (INCH)	TIRE PRESSURE (PSI)	MAX LOAD (LBS)	TREAD DEPTH (INCH)
MU9C Front							
25X8.00R12	8	25.0	8.0	12X6.5	18	805	25/32
26X9.00R12	8	26.0	8.6	12X7.0	18	827	25/32
26X9.00R14	8	26.5	8.6	14X7.0	18	794	25/32
27X9.00R14	8	27.0	8.5	14X7.0	18	847	25/32
MU9C Rear							
25X10.00R12	8	25.6	10.0	12X8.0	18	992	25/32
26X11.00R12	8	26.0	11.2	12X8.0	18	992	25/32
26X11.00R14	8	26.5	10.7	14X8.0	18	970	25/32
27X11.00R14	8	27.6	11.2	14X8.0	18	1,032	25/32

- **STEPPED TREAD LUGS AND A LONG-WEARING COMPOUND OPTIMIZED FOR DESERT TERRAIN**
- **PERFORMANCE-MATCHED FRONT AND REAR OFFERS PRECISE STEERING CONTROL AND CONFIDENCE AT HIGH SPEEDS**
- **A SMOOTH RIDE FROM TRUE RADIAL CONSTRUCTION AND A CENTER TREAD CONFIGURATION WITH A LARGE SURFACE AREA FOR TRACTION.**
- **8-PLY-RATED RADIAL CARCASS DESIGNED FOR SUPREME PERFORMANCE AND LONGEVITY**

Brutal desert terrain is no match for the Coronado's long-wearing compound, formulated for high speeds and high temperatures. The Coronado's strong 8-ply-rated radial carcass soaks up the shock from rocks and sand whoops for ultimate control and ensures maximum puncture resistance in the face of thorns and sharp rocks. The Coronado's aggressive tread pattern extends well over the shoulder area for increased sidewall protection and features stepped lugs to provide multiple biting edges.

MU9H



TIRE SIZE	PLY RATING	OVERALL DIAMETER (INCH)	OVERALL WIDTH (INCH)	RIM SIZE (INCH)	TIRE PRESSURE (PSI)	MAX LOAD (LBS)	TREAD DEPTH (INCH)
MU9H Front							
28X9.00R15	6	28.2	8.3	15X6.5	16	485	21/32
MU9H Rear							
28X11.00R15	6	28.5	10.7	15X8.0	16	586	21/32

- **BASED ON THE CORONADO AND SPECIFICALLY DESIGNED FOR THE HONDA TALON**
- **GREAT STEERING RESPONSE AND TRACTION**
- **BETTER BUMP ABSORPTION**

Based on the Maxxis Coronado, and specially designed as original equipment for the Honda Talon, the MU9H is built for speed as well as responsive steering and reliable traction. With excellent shock absorption, the MU9H also delivers a comfortable ride.

CARNAGE



TIRE SIZE	PLY RATING	OVERALL DIAMETER (INCH)	OVERALL WIDTH (INCH)	RIM SIZE (INCH)	TIRE PRESSURE (PSI)	MAX LOAD (LBS)	TREAD DEPTH (INCH)
ML19 Front							
29X9.00R14	8	29.3	9.3	14X7.0	16	584	25/32
ML19 Rear							
29X11.00R14	8	29.4	11.0	14X8.0	16	701	25/32

- **AGGRESSIVE TREAD DESIGN FOR ALL-TERRAIN USE**
- **GREAT RIDE COMFORT AND STEERING RESPONSE**
- **GOOD PUNCTURE RESISTANCE**

Loosely based on the Maxxis Carnivore and designed as original equipment for the YXZ 1000R SS XT-R, the ML19 Carnage is made to let riders go fast even when the trail is rough. The Carnage features an aggressive tread design that's ready for any terrain, while also delivering precise steering, outstanding puncture resistance, and excellent ride comfort.

BIGHORN



TIRE SIZE	PLY RATING	OVERALL DIAMETER (INCH)	OVERALL WIDTH (INCH)	RIM SIZE (INCH)	TIRE PRESSURE (PSI)	MAX LOAD (LBS)	TREAD DEPTH (INCH)
M917 Front							
AT25X8R12	6	25.4	8.0	12X6.5	7	342	28/32
AT26X9R12	6	26.4	8.8	12X7.0	7	408	25/32
AT27X9R12	6	27.4	8.8	12X7.0	7	441	25/32
AT26X9R14	6	26.4	9.0	14X7.0	7	397	25/32
29X9.00R14	6	28.7	8.7	14X6.0	17	472	25/32
M918 Rear							
AT25X10R12	6	25.4	9.8	12X8.0	7	419	28/32
AT26X12R12	6	26.4	11.7	12X9.5	7	520	25/32
AT27X12R12	6	27.7	11.7	12X9.5	7	551	25/32
AT26X11R14	6	26.4	10.5	14X7.0	7	494	25/32
28X10.00R14	6	28.0	10.2	14X8.0	20	1,056	26/32
29X11.00R14	6	29.4	10.8	14X8.0	26	708	25/32
30X10.00R14	6	30.0	10.2	14X8.0	20	1,195	26/32

- **EXTRA LUGS ON THE SHOULDER PROTECT THE BIGHORN'S SIDEWALL AND RIM**
- **SUITABLE FOR TERRAIN STYLES RANGING FROM DESERT TO MUDDY TRAILS**
- **RADIAL CONSTRUCTION OFFERS A SMOOTH RIDE OVER ROUGH TRAILS**

If there were a Hall of Fame for ATV tires, the now-legendary Maxxis Bighorn would be front and center. The tire of choice for myriad riders ranging from ATV pros to weekend enthusiasts, the Bighorn's enduring popularity stems from a tread pattern and wide footprint which provide solid traction and large shoulder lugs which protect the sidewalls, as well as radial construction which delivers a smooth, comfortable ride on rugged trails.



BIGHORN 2.0



TIRE SIZE	PLY RATING	OVERALL DIAMETER (INCH)	OVERALL WIDTH (INCH)	RIM SIZE (INCH)	TIRE PRESSURE (PSI)	MAX LOAD (LBS)	TREAD DEPTH (INCH)
MU09 Front							
AT24X8R12	6	24.0	7.9	12X7.0	7	309	23/32
AT25X8R12	6	25.0	8.0	12X6.5	7	342	23/32
AT26X9R12	6	26.5	8.8	12X7.0	7	408	25/32
27X9.00R12	6	27.6	8.4	12x6.0	18	814	25/32
AT26X9R14	6	26.4	8.6	14X7.0	7	397	25/32
27X9.00R14	6	27.1	8.1	14x6.5	18	778	25/32
28X9.00R14	6	28.3	8.6	14X7.0	18	836	25/32
28X9.00R14	8	28.3	8.6	14X7.0	18	836	25/32
29X9.00R14	6	30.0	8.7	14x7.0	18	897	25/32
30X9.00R14	8	30.0	9.1	14X7.0	18	963	20/32
MU10 Rear							
AT24X10R11	6	24.0	9.8	11X8.0	7	397	23/32
AT25X10R12	6	25.4	10.0	12X7.0	7	419	23/32
AT26X11R12	6	26.4	11.0	12X8.0	7	481	25/32
27X11.00R12	6	27.6	10.5	12x7.5	18	957	25/32
28X10.00R12	6	28.0	10.4	12X8.0	18	941	25/32
AT26X11R14	6	26.4	11.2	14X8.0	7	494	25/32
27X11.00R14	6	27.6	11.1	14x8.0	18	943	25/32
28X11.00R14	6	29.2	10.6	14X8.0	18	996	25/32
28X11.00R14	8	29.2	10.6	14X8.0	18	996	25/32
29X11.00R14	6	29.5	10.6	14x8.0	18	1,051	25/32
30X10.00R14	6	31.1	10.6	14x8.0	18	1,034	25/32
30X11.00R14	8	30.0	11.2	14X8.0	18	1,111	20/32
30X10.00R15	6	30.6	10.4	15X8.0	18	1,015	25/32

- **RADIAL CONSTRUCTION OFFERS A STEADY RIDE OVER ROUGH TRAILS**
- **EXCELLENT SHOCK ABSORPTION**
- **SUITABLE FOR TERRAIN STYLES RANGING FROM DRY DESERT TO MUDDY FOREST TRAIL**

Based on the legendary Bighorn, the Maxxis Bighorn 2.0 tire is a lightweight, race version that mirrors the tread design of the original with slimmer lugs. Radial construction provides outstanding shock absorption for the well-known smooth Bighorn ride, while a 6-ply-rating delivers durability. A non-directional pattern provides predictable cornering and claws over roots and rocks for optimum climbing confidence.

BIGHORN 3.0



TIRE SIZE	PLY RATING	OVERALL DIAMETER (INCH)	OVERALL WIDTH (INCH)	RIM SIZE (INCH)	TIRE PRESSURE (PSI)	MAX LOAD (LBS)	TREAD DEPTH (INCH)
M301 Front							
26X9.00R12	6	26.4	9.0	12X7.0	18	397	25/32
26x9.00R14	6	26.3	8.9	14x7.0	18	385	25/32
27X9.00R14	6	27.6	8.7	14x7.0	18	410	25/32
29X9.00R14	6	29.5	9.1	14X7.0	18	481	25/32
M302 Rear							
26X11.00R12	6	26.4	11.2	12X8.0	18	481	25/32
26x11.00R14	6	26.3	10.8	14x8.0	18	465	25/32
27X11.00R14	6	27.6	10.9	14x8.0	18	494	25/32
29X11.00R14	6	29.5	11.1	14X8.0	18	551	25/32

- **FRONT AND REAR-SPECIFIC**
- **RADIAL CONSTRUCTION PROVIDES A PLUSH FEEL AND A LARGE CONTACT PATCH FOR THE ULTIMATE RIDE**
- **BASED ON THE LEGENDARY BIGHORN AND BIGHORN 2.0**

The first Bighorn to feature front directional tread, the Bighorn 3.0 has 6-ply-rated radial construction for maneuverability and durability. The large contact patch also delivers firm grip and the renowned smooth Bighorn ride.

ATV UTILITY | SXS

MU511 & MU521

WORKZONE



TIRE SIZE	PLY RATING	OVERALL DIAMETER (INCH)	OVERALL WIDTH (INCH)	RIM SIZE (INCH)	TIRE PRESSURE (PSI)	MAX LOAD (LBS)	TREAD DEPTH (INCH)
MU511 Front							
27X9.00-12	6	27.1	9.4	12X6.0	22	833	22/32
27X9.00R14*	6	27.2	9.5	14X7.0	22	765	22/32
29X9.00R14*	6	29.2	9.1	14X7.0	22	882	22/32
MU521 Rear							
27X11.00-12	6	27.0	11.3	12X8.0	22	992	22/32
27X11.00R14*	6	27.0	11.5	14X8.0	22	926	22/32
29X11.00R14*	6	29.2	11.3	14X8.0	22	1,032	22/32

TIRE SIZE	PLY RATING	OVERALL DIAMETER (INCH)	OVERALL WIDTH (INCH)	RIM SIZE (INCH)	TIRE PRESSURE (PSI)	MAX LOAD (LBS)	TREAD DEPTH (INCH)
M101 Front							
25X8.00-12	6	25.2	8.4	12X6.5	16	648	19/32
26X9.00-12	6	26.4	9.1	12x7.0	16	770	19/32
27X9.00-12	6	27.5	9.6	12X7.0	18	888	19/32
27X9.00-14	6	27.8	8.9	14X7.0	18	849	19/32
M102 Rear							
25X10.00-12	6	25.0	10.6	12X8.0	16	794	19/32
26X11.00-12	6	26.6	11.0	12X8.0	16	920	19/32
27X11.00-12	6	27.2	11.2	12X8.0	18	1044	19/32
27X11.00-14	6	27.7	11.1	14X8.0	18	1029	19/32

*Polaris Ranger OE spec for 2021 model year, tire specs subject to change

- **SUPERIOR TRACTION**
- **DURABLE, WITH SUSTAINED TREAD WEAR**
- **6-PLY-RATED CONSTRUCTION**

Designed as original equipment for select Polaris Ranger models, the MU511/MU521 are ready to work. Featuring a generous contact patch and a robust, 6-ply-rated carcass, the MU511 front and the even wider MU521 rear ensure that you can haul heavy loads with ease. With a tread pattern similar to the Ceros, the MU511/MU521 also offers excellent traction and tread wear. Tall blocks and large void areas clear mud easily, so rainy, muddy weather is no problem for the MU511/MU521.

- **SPECIFICALLY DESIGNED FOR UTILITY/WORKING APPLICATIONS**
- **SPECIALY FORMULATED COMPOUND PROVIDES LONG, DURABLE TREAD WEAR**
- **6-PLY-RATED BIAS CONSTRUCTION**

Head to the job site with confidence on the Maxxis WorkZone! The WorkZone is designed to carry and haul heavy loads in just about any weather or terrain. A high land ratio design on the tread enhances tread life, load capacity, and traction. The WorkZone is also turf-friendly, and boasts exceptional puncture resistance while providing a comfortable, predictable ride, even when carrying substantial loads.

MAXXZILLA



TIRE SIZE	PLY RATING	OVERALL DIAMETER (INCH)	OVERALL WIDTH (INCH)	RIM SIZE (INCH)	TIRE PRESSURE (PSI)	MAX LOAD (LBS)	TREAD DEPTH (INCH)
M60 Front							
27X9.00-12	6	27.3	9.1	12X7.0	12	717	48/32
28X9.00-14	6	28.7	8.9	14X7.0	12	717	48/32
M60 Rear							
27X11.00-12	6	27.5	10.6	12X8.0	12	827	48/32
28X11.00-14	6	28.5	10.4	14X8.0	12	853	48/32

- **COMPLEX ANGLE ARRANGEMENT AND STEPPED 3D PATTERN PROVIDE SUPERB MUD TRACTION**
- **DEEP LUGS OFFER OUTSTANDING CONTROL AND BRAKING**
- **SPECIAL CONE KNOB DESIGN HELPS EXPEL MUD**

The Maxxzilla lets riders power right through mud and keep going via deep tread lugs, a complex angle arrangement, and a stepped, 3D pattern for outstanding traction. The same deep tread lugs also deliver solid control and smooth braking, while a special cone design helps to expel mud.

ZILLA



TIRE SIZE	PLY RATING	OVERALL DIAMETER (INCH)	OVERALL WIDTH (INCH)	RIM SIZE (INCH)	TIRE PRESSURE (PSI)	MAX LOAD (LBS)	TREAD DEPTH (INCH)
MU01 Front							
AT24X8-11	6	24.0	7.8	11X6.5	7	320	23/32
AT23X8-12	6	23.0	7.8	12X7.0	7	282	23/32
AT24X8-12	6	24.0	7.8	12X7.0	7	309	23/32
AT25X8-12	6	25.2	7.6	12X6.0	7	342	23/32
AT26X9-12	6	26.0	8.7	12X7.0	7	408	38/32
AT27X9-12	6	27.0	8.7	12X7.0	7	441	38/32
AT28X10-12	6	28.0	9.3	12X7.0	7	496	38/32
AT26X9-14	6	26.2	8.5	14X7.0	7	373	38/32
AT27X10-14	6	27.0	9.3	14X7.0	7	454	38/32
AT28X9-14	6	28.0	8.5	14X7.0	7	428	38/32
AT30X9-14	6	30.2	8.7	14X7.0	7	507	38/32
AT25X8-12*	6	25.0	7.6	12X6.0	7	342	38/32
MU02 Rear							
AT22X10-9	6	22.0	9.8	9X8.0	7	353	24/32
AT25X11-9	6	25.0	10.8	9X9.0	7	467	24/32
AT22X11-10	6	22.0	10.8	10X9.0	7	386	24/32
AT25X11-10	6	25.0	11.0	10X9.0	7	454	24/32
AT24X10-11	6	24.0	9.8	11X8.0	7	397	24/32
AT23X10-12	6	23.0	9.5	12X8.0	7	364	24/32
AT25X10-12	6	25.2	9.4	12X7.5	7	419	24/32
AT26X11-12	6	26.0	10.4	12X8.0	7	481	38/32
AT27X11-12	6	27.0	10.4	12X8.0	7	494	38/32
AT28X12-12	6	28.0	11.0	12X8.0	7	582	38/32
AT26X11-14	6	26.0	10.0	14X8.0	7	441	38/32
AT27X12-14	6	27.0	11.0	14X8.0	7	545	38/32
AT28X11-14	6	28.3	10.4	14X8.0	7	525	38/32
AT30X11-14	6	30.0	10.5	14X7.0	7	586	38/32
AT25X10-12*	6	25.2	9.4	12X7.5	7	419	38/32

* New body ply material and tread compound coming soon

- **EXTREMELY LIGHTWEIGHT DESIGN PROVIDES QUICKER ACCELERATION AND MUD-SLINGING TRACTION WITH GREAT BRAKING POWER**
- **NEARLY CONTINUOUS CENTER TREAD FOR SMOOTH RIDE ON TRAILS**
- **PREDICTABLE HIGH-SPEED PERFORMANCE**
- **DURABLE, 6-PLY-RATED**

With both superb mud traction and outstanding trail riding performance, the Zilla offers a winning combination. Available for front and rear, the Zilla is light and fast, letting riders accelerate quickly while still enjoying mudslinging traction and powerful braking. The Zilla doesn't skimp on comfort, delivering a smooth ride even on rough trails due to its almost continuous center tread.

ATV SPORT

ATV SPORT



RAZR PLUS MX



TIRE SIZE	PLY RATING	OVERALL DIAMETER (INCH)	OVERALL WIDTH (INCH)	RIM SIZE (INCH)	TIRE PRESSURE (PSI)	MAX LOAD (LBS)	TREAD DEPTH (INCH)
MS-CR1 Front							
AT20X6-10	4	20.0	6.1	10X5.0	5	161	15/32
MS-CR2 Rear							
AT18X10-8	4	18.5	10.0	8X8.0	5	225	15/32

- **PATTERN BRIDGE DESIGN TO ENHANCE BLOCK STIFFNESS**
- **AGGRESSIVE TREAD PATTERN FOR EXTRA TRACTION**

The newest addition to the championship-proven Razr line, the Razr Plus MX is a weapon in the arsenal of top ATV MX National Championship rider Chad Wiener who won an ATV MX championship on the Razr Plus MX. A new tread compound provides excellent puncture resistance, while the aggressive tread pattern delivers extra traction and a pattern bridge design enhances block stiffness.

RAZR

RAZR²



TIRE SIZE	PLY RATING	OVERALL DIAMETER (INCH)	OVERALL WIDTH (INCH)	RIM SIZE (INCH)	TIRE PRESSURE (PSI)	MAX LOAD (LBS)	TREAD DEPTH (INCH)
M931 Front							
AT21X7-10	4	21.4	7.0	10X5.5	5	205	15/32
AT22x7-10	4	22.4	7.0	10x5.5	5	220	15/32
AT22x7-10	6	22.4	7.0	10x5.5	7	255	15/32
M932 Rear							
20X11.00-8	4	20.0	11.1	8X9.0	5	291	15/32
AT20X11-9	4	20.2	10.6	9X8.0	5	291	15/32
AT20X11-9	6	20.4	11.0	9X9.0	7	342	15/32
20X11.00-10	4	20.0	10.9	10X9.0	5	282	15/32
22X11.00-9	6	22.2	11.1	9X9.0	7	397	15/32

- **KNOBBS EXTEND ACROSS TREAD SURFACE AREA FOR A LARGE CONTACT PATCH THAT MAXIMIZES TRACTION**
- **SOLID KNOB DESIGN IMPROVES TRACTION AND REDUCES TREAD SQUIRM**
- **AVAILABLE IN BOTH 4-PLY AND 6-PLY RATINGS FOR OPTIMUM PUNCTURE RESISTANCE**

The Razr is a classic, frequently the tire of choice at the highest levels of ATV racing, including in such major series as GNCC and WORCS. Like the champions who ride them, these tires are at their best when pushed to the limit. The Maxxis Razr sports a championship-proven tread design with superior puncture resistance, along with a wide profile for increased grip during acceleration and braking. The Razr's specialized compound delivers superior traction while extending tread life.

TIRE SIZE	PLY RATING	OVERALL DIAMETER (INCH)	OVERALL WIDTH (INCH)	RIM SIZE (INCH)	TIRE PRESSURE (PSI)	MAX LOAD (LBS)	TREAD DEPTH (INCH)
M933 Front							
AT21X7-10	6	21.4	6.7	10X5.5	7	234	19/32
AT22X7-10	6	22.4	6.7	10X5.5	7	254	20/32
AT23X7-10	6	23.4	6.9	10X5.5	7	276	20/32
M934 Rear							
AT20X11-9	6	20.2	11.0	9X9.0	7	342	20/32
AT22X11-9	6	22.4	11.0	9X9.0	7	397	20/32

- **AGGRESSIVE TREAD PATTERN FOR ENHANCED CORNERING ABILITY**
- **INCREASED LUG DEPTH OFFERS EXCELLENT SKID AND TRACTION CONTROL FOR LOOSE CROSS COUNTRY OR DESERT CONDITIONS**

A 6-ply rating makes Razr² tires durable enough for any challenge, including competition in the top classes of GNCC and WORCS. The Razr² grabs heaps of traction in a variety of terrains, but is best suited for intermediate to muddy conditions. This tire also excels in loose-over-hard desert conditions. The Maxxis Razr² front's increased tread depth and angled shoulder knobs offer improved steering and braking control.

MOTORCYCLE OFF-ROAD

MOTORCYCLE OFF-ROAD



MAXXCROSS MX-SM



TIRE SIZE	LOAD/SPEED RATING	OVERALL DIAMETER (INCH)	OVERALL WIDTH (INCH)	RIM SIZE (INCH)	TREAD DEPTH (INCH)
M7328 Rear					
100/90-19	57	26.8	4.8	2.50x19	23/32
110/90-19	62	27.5	5.1	2.50x19	23/32

- CHAMPIONSHIP WINNING SAND AND MUD TIRE
- REINFORCED SIDEWALLS OFFER A COMFORTABLE RIDE
- MADE WITH HYDROPHOBIC RUBBER TO REPEL WATER AND MUD

Designed for use in soft terrain, the MX-SM is a go to tire in both AMA Motocross and MXGP. Leave your competition stuck in the mud with the MX-SM. Extra-rigid scoop design and sharp block edges deliver extreme grip, while raised half-shoulder knobs grip terrain through sharp corners providing just the right blend of confidence and traction.



MOTORCYCLE OFF-ROAD

MAXXCROSS MX-SI

MAXXCROSS MX-IH



TIRE SIZE	LOAD/SPEED RATING	OVERALL DIAMETER (INCH)	OVERALL WIDTH (INCH)	RIM SIZE (INCH)	TREAD DEPTH (INCH)
7334 Front					
70/100-17	40	22.9	3.3	1.60X17	14/32
80/100-21	51	27.8	3.7	1.85X21	16/32
7334 Rear					
90/100-14	49	21.7	4.3	2.15X14	18/32
110/100-18	64	27.2	5.2	2.50X18	21/32
110/90-19	62	27.3	5.2	2.50X19	21/32
120/80-19	63	27.2	5.4	2.75X19	21/32

TIRE SIZE	LOAD/SPEED RATING	OVERALL DIAMETER (INCH)	OVERALL WIDTH (INCH)	RIM SIZE (INCH)	TREAD DEPTH (INCH)
7333 Front					
70/100-19	42	24.8	3.2	1.60X19	14/32
80/100-21	51	27.8	3.7	1.85X21	16/32
7333 Rear					
90/100-16	51	23.6	4.3	2.15X16	18/32
110/100-18	64	27.4	5.3	2.50X18	21/32
120/90-18	65	26.9	4.8	2.75X18	20/32
110/90-19	62	27.4	5.2	2.50X19	21/32
120/80-19	63	27.1	5.4	2.75X19	21/32
120/90-19	66	27.5	5.4	2.75X19	21/32

- SUPERIOR TRACTION FOR CONSISTENCY IN ROUGH CONDITIONS ALLOWS THE RIDER TO FEEL CONFIDENT IN ANY SOFT-TO-INTERMEDIATE SCENARIO
- REDESIGNED TREAD PATTERN AND COMPOUNDING PROVIDE EXCELLENT TRACTION ON CORNER EXITS, PUTTING THE BIKE'S POWER TO THE GROUND IN SOFTER TERRAIN
- NEW TREAD PATTERN AND CARCASS ON FRONT TIRE OFFER EXCELLENT LEAN ANGLE GRIP, PREDICTABILITY AND STABILITY

Delivering improved performance in soft-to-intermediate motocross conditions, the Maxxcross MX-SI is the latest model from the Maxxis MX line. Designed and tested in cooperation with 7X Supercross champion Jeremy McGrath, the all-new MX-SI gives motocross riders and racers an edge with superior traction in a wide range of conditions.

- THE ALL-NEW MX-IH IS DESIGNED TO PERFORM ON INTERMEDIATE AND HARD TERRAIN FOR EVERYONE FROM WEEKEND WARRIORS TO PROFESSIONAL RACERS
- IMPROVED CONSTRUCTION PROVIDES A CONSISTENT, COMPLIANT FEEL UNDER CORNERING, ACCELERATION AND BRAKING, GIVING RACERS THE CONFIDENCE TO CHARGE INTO ANY CORNER
- TREAD COMPOUND AND PATTERN DESIGNED TO PROVIDE EXTREME PREDICTABILITY IN STRAIGHT-LINE ACCELERATION AND BRAKING ZONES

Designed and tested for intermediate-to-hard terrain in cooperation with 7X Supercross champion Jeremy McGrath, the Maxxcross MX-IH is the newest, most advanced tire in our MX lineup. The MX-IH's new tread pattern, compound and tire composition provide the stability, predictability and traction needed for the demands of harder terrain pro motocross and supercross racing.





MAXXCROSS SI



TIRE SIZE	LOAD/SPEED RATING	OVERALL DIAMETER (INCH)	OVERALL WIDTH (INCH)	RIM SIZE (INCH)	TREAD DEPTH (INCH)
M7311 Front					
2.50-10	33J TT	15.4	3.0	1.50X10	12/32
60/100-14	30M TT	19.1	2.9	1.40X14	12/32
70/100-17	40M TT	23.0	3.3	1.40X17	14/32
70/100-19	42M TT	24.9	3.3	1.40X19	23/32
80/100-21	51M TT	27.9	3.8	1.85X21	15/32
90/100-21	57M TT	28.1	3.9	1.85X21	15/32
M7312 Rear					
2.75-10	38J TT	15.5	3.0	1.50X10	11/32
80/100-12	41M TT	18.4	3.7	1.60X12	15/32
90/100-14	49M TT	21.4	4.1	1.60X14	17/32
90/100-16	52M TT	23.5	4.3	1.60X16	16/32
100/100-18	59M TT	26.4	4.7	1.85X18	21/32
110/100-18	64M TT	27.0	5.0	2.50X18	21/32
120/100-18	68M TT	27.4	5.4	2.75X18	21/32
100/90-19	57M TT	26.8	4.7	1.85X19	21/32
110/90-19	62M TT	27.2	5.0	2.50X19	21/32
120/80-19	63M TT	27.3	5.1	2.75X19	21/32
120/90-19	66M TT	28.0	5.3	2.75X19	21/32



- **RACE-PROVEN RUBBER COMPOUND DELIVERS EXCELLENT TRACTION IN SOFT/ INTERMEDIATE CONDITIONS**
- **ANTI-FLEX KNOB BRIDGES ON SIDE LUGS OFFER SOLID STRAIGHT-LINE STABILITY AND ENHANCE GRIP FOR AGGRESSIVE CORNERING**
- **PERFECT TIRE FOR ANY INTERMEDIATE, LOAMY, OR MUDDY TERRAIN**

Developed and tested for performance and durability in the ultra-demanding conditions of GNCC racing, the Maxxcross SI's race-proven compound delivers excellent traction in soft/intermediate conditions. Its anti-flex knob bridges on side lugs offer solid straight-line stability, and the Maxxcross SI also features enhanced grip to allow for aggressive cornering.

MOTORCYCLE OFF-ROAD

MAXXCROSS IT



TIRE SIZE	LOAD/SPEED RATING	OVERALL DIAMETER (INCH)	OVERALL WIDTH (INCH)	RIM SIZE (INCH)	TREAD DEPTH (INCH)
M7304 Front					
2.50-10	33J TT	15.7	3.0	1.50X10	11/32
60/100-14	30M TT	19.4	3.1	1.40X14	12/32
70/100-17	40M TT	22.9	3.3	1.40X17	14/32
70/100-19	42MM TT	25.0	3.3	1.40X19	13/32
80/100-21	51M TT	27.8	3.6	1.60X21	14/32
90/100-21	57M TT	28.1	3.9	1.85X21	15/32
M7305 Rear					
2.75-10	38J TT	15.5	3.0	1.50X10	11/32
80/100-12	50M TT	18.3	3.7	1.60X12	16/32
90/100-14	49M TT	21.4	4.1	1.60X14	17/32
90/100-16	51M TT	23.5	4.3	1.85X16	17/32
100/100-17	58M TT	24.8	4.3	1.85X17	18/32
100/100-18	59M TT	26.5	4.7	1.85X18	23/32
110/100-18	64M TT	27.0	5.0	2.15X18	23/32
120/100-18	68M TT	27.5	5.3	2.50X18	23/32
100/90-19	57M TT	26.9	4.7	1.85X19	21/32
110/90-19	62M TT	27.2	5.0	2.15X19	21/32
120/90-19	66M TT	28.1	5.3	2.50X19	23/32



- **KNOB DESIGN OFFERS PRECISE STEERING FOR A WIDE VARIETY OF SOIL CONDITIONS**
- **KNOWN AS A VERY LONG-WEARING INTERMEDIATE TIRE**
- **PERFORMS EXCEPTIONALLY WELL IN COMMON INTERMEDIATE TO HARDPACK CONDITIONS**

The Maxxcross IT is the choice of many of the world's top cross country racers. Featuring knobs designed for superb handling and long wear, the Maxxcross IT also offers a rubber compound that enhances stability and increases grip in the wide range of soil conditions found on any off-road loop.

MAXXCROSS DESERT IT



TIRE SIZE	LOAD/SPEED RATING	OVERALL DIAMETER (INCH)	OVERALL WIDTH (INCH)	RIM SIZE (INCH)	TREAD DEPTH (INCH)
M7304D Front					
80/100-21	51M TT	28.0	3.7	1.60x21	17/32
90/100-21	57M TT	28.1	3.9	1.85x21	15/32
M7305D Rear					
110/100-18	64M TT	27.0	5.0	2.50x18	23/32
120/100-18	68M TT	27.5	5.3	2.75x18	23/32
110/80-19	59M TT	26.6	4.9	2.15x19	21/32
110/90-19	62M TT	27.2	5.0	2.50x19	21/32
120/80-19	63M TT	27.2	5.2	2.75x19	21/32
120/90-19	66M TT	28.1	5.3	2.75x19	23/32

- **STIFFER CARCASS DESIGN MINIMIZES FLEX, REDUCING THE CHANCE OF PINCHED TUBES**
- **TALL KNOB DESIGN IMPROVES TRACTION WHEN RACING IN SANDY CONDITIONS**
- **TREAD COMPOUND OPTIMIZED FOR LONGEVITY AND TO PERFORM IN A WIDE VARIETY OF DESERT TERRAINS**

Desert riding calls for a tire that can withstand high speeds and blistering heat. With a design based on the popular Maxxcross IT tread pattern, the Maxxcross Desert IT has a specially engineered compound that increases durability in rocky or desert conditions by reducing chipping and cutting.



MOTORCYCLE OFF-ROAD

QUICK GUIDE



RAZR XT

P. 5



RAZR XTZ

P. 5



ROXXZILLA

P. 6



LIBERTY

P. 6



RAMPAGE

P. 8



RAMPAGE FURY

P. 8



CARNIVORE

P. 9



CARNIVORE RT

P. 9



CEROS

P. 11



CORONADO

P. 11



MU9H F/R

P. 12



CARNAGE

P. 12



BIGHORN

P. 13



BIGHORN 2.0

P. 14



BIGHORN 3.0

P. 14



MU511/MU521

P. 15



WORKZONE

P. 15



MAXXZILLA

P. 16



ZILLA

P. 16



RAZR PLUS MX

P. 17



RAZR

P. 18



RAZR²

P. 18



MAXXCROSS MX-SM

P. 20



MAXXCROSS MX-SI

P. 21



MAXXCROSS MX-IH

P. 21



MAXXCROSS SI

P. 24



MAXXCROSS IT

P. 25



MAXXCROSS DESERT IT

P. 26

FITMENT GUIDE

BRAND	VEHICLE	YEAR	FRONT				REAR			
			TREAD	SIZE	PART #	O.E. PART #	TREAD	SIZE	PART #	O.E. PART #
ARCTIC CAT	360	2007	M925	25x8.00R12 NHS	TM00047100	1402-699	M926	25x10.00R12 NHS	TM00066100	1402-700
	1000 LTD / 1000I GT	2011 - 2012	Bighorn F	AT26x9R12	TM00564100	1402-935	Bighorn R	AT26x11R12	TM00565100	1402-936
	1000 XT	2015 - 2016	Bighorn F	26x9.00R12 NHS	TM00564100	1402-935	Bighorn R	26x11.00R12 NHS	TM00565100	1402-936
	1000 XT	2013 - 2014	Bighorn F	AT26x9R12	TM00564100	1402-935	Bighorn R	AT26x11R12	TM00565100	1402-936
	1000 XT EPS	2013 - 2017	Bighorn F	26x9.00R12 NHS	TM00564100	1402-935	Bighorn R	26x11.00R12 NHS	TM00565100	1402-936
	1000 XT EPS	2015	Bighorn F	AT26x9R12	TM00564100	1402-935	Bighorn R	AT26x11R12	TM00565100	1402-936
	1000h2EFI Thunder Cat 1000	2009 - 2010	M925	AT25x8R12	TM00047100	1402-699	M926	AT25x10R12	TM00066100	1402-700
	Mud Pro 1000 Limited EPS	2017	Zilla F	AT28x9-14	TM00344100	1402-855	Zilla R	AT28x11-14	TM00393100	1402-901
	Mud Pro 650 / 700 / 1000	2010 - 2014	Zilla F	AT28X9-14	TM00344100	1402-855	Zilla R	AT28X11-14	TM00393100	1402-901
	Mud Pro 650 / 700 / 1000 Limited EPS	2010 - 2017	Zilla F	AT28x9-14	TM00344100	1402-855	Zilla R	AT28x11-14	TM00393100	1402-901
	Mud Pro 700 Limited EPS	2017 - 2019	Zilla F	AT28x9-14	TM00344100	1402-855	Zilla R	AT28x11-14	TM00393100	1402-901
	Alterra Mud Pro 600 EPS	2023 - 2024	Zilla F	AT28x9-14	TM00344100	1402-855	Zilla R	AT28x11-14	TM00393100	1402-901
	Pro Ranch ED	2021	Bighorn F	27x9.00R14 NHS	TM00566100	1402-937	Bighorn R	27x11.00R14 NHS	TM00567100	1402-938
	Prowler 1000 XT	2016	Bighorn F	27x9.00R14 NHS	TM00566100	1402-937	Bighorn R	27x11.00R14 NHS	TM00567100	1402-938
	Prowler 1000 XT EPS	2015 - 2017	Bighorn F	27x9.00R14 NHS	TM00566100	1402-937	Bighorn R	27x11.00R14 NHS	TM00567100	1402-938
	Prowler 1000 XTZ	2011 - 2014	Bighorn F	27x9.00R14 NHS	TM00566100	1402-937	Bighorn R	27x11.00R14 NHS	TM00567100	1402-938
	Prowler 500	2017	M923J	25x8.00-12 NHS	TM00043100	3307-432	M924J	25x10.00-12 NHS	TM00044100	3307-441
	Prowler XTZ 1000 / 1000I	2011 - 2013	Bighorn F	27x9.00R14 NHS	TM00566100	1402-937	Bighorn R	27x11.00R14 NHS	TM00567100	1402-938
	Prowler XTZ 1000 Baja	2009	M925	26x9R14 NHS	TM00248100	1402-790	M926	26x11R14 NHS	TM00249100	1402-791
	TRV 1000 Limited	2013	M925	AT25x8R12	TM00047100	1402-699	M926	AT25x10R12	TM00066100	1402-700
	TRV 1000 Limited EPS	2013 - 2015	M925	AT25x8R12	TM00047100	1402-699	M926	AT25x10R12	TM00066100	1402-700
	Wildcat 4X	2014	Bighorn F	27x9.00R14 NHS	TM00566100	1402-937	Bighorn R	27x11.00R14 NHS	TM00567100	1402-938
	Wildcat 4X EPS	2013 - 2015	Bighorn F	27x9.00R14 NHS	TM00566100	1402-937	Bighorn R	27x11.00R14 NHS	TM00567100	1402-938
	Wildcat X	2013 - 2014	Bighorn F	27x9.00R14 NHS	TM00566100	1402-937	Bighorn R	27x11.00R14 NHS	TM00567100	1402-938
Wildcat X EPS	2013 - 2015	Bighorn F	27x9.00R14 NHS	TM00566100	1402-937	Bighorn R	27x11.00R14 NHS	TM00567100	1402-938	
CAN-AM	Commander	2017 - 2019	Bighorn F	27x9.00R12 NHS	TM00121700	705402560	Bighorn R	27x11.00R12 NHS	TM00121800	705502938
	Commander 1000 X	2013 - 2021	Bighorn F	27x9.00R14 NHS	TM01057100	705402168	Bighorn R	27x11.00R14 NHS	TM01058100	705502665
	Commander 1000 XT	2011 - 2012	Bighorn F	27x9.00R14 NHS	TM01057100	705402168	Bighorn R	27x11.00R14 NHS	TM01058100	705502665
	Commander 800R	2020	Bighorn F	27x9.00R14 NHS	TM01057100	705402168	Bighorn R	27x11.00R14 NHS	TM01058100	705502665
	Commander DPS 1000	2013 - 2020	Bighorn F	27x9.00R14 NHS	TM01057100	705402168	Bighorn R	27x11.00R14 NHS	TM01058100	705502665
	Commander DPS 800R	2013 - 2020	BIGHORN F	27X9.00R14 NHS	TM01057100	705402168	BIGHORN R	27X11.00R14 NHS	TM01058100	705502665
	Commander Limited 1000	2013 - 2020	BIGHORN F	27X9.00R14 NHS	TM01057100	705402168	BIGHORN R	27X11.00R14 NHS	TM01058100	705502665
	Commander Max DPS 1000	2014 - 2019	BIGHORN F	27X9.00R14 NHS	TM01057100	705402168	BIGHORN R	27X11.00R14 NHS	TM01058100	705502665
	Commander Max DPS 800R	2020	BIGHORN F	27X9.00R14 NHS	TM01057100	705402168	BIGHORN R	27X11.00R14 NHS	TM01058100	705502665
	Commander Max Limited 1000R	2016 - 2020	BIGHORN F	27X9.00R14 NHS	TM01057100	705402168	BIGHORN R	27X11.00R14 NHS	TM01058100	705502665
	Commander Max XT 1000R	2016 - 2020	BIGHORN F	27X9.00R14 NHS	TM01057100	705402168	BIGHORN R	27X11.00R14 NHS	TM01058100	705502665
	Commander Mossy Oak Hunting Edition	2016 - 2018	BIGHORN F	27X9.00R14 NHS	TM01057100	705402168	BIGHORN R	27X11.00R14 NHS	TM01058100	705502665
	Commander XT 800R	2013 - 2020	BIGHORN F	27X9.00R14 NHS	TM01057100	705402168	BIGHORN R	27X11.00R14 NHS	TM01058100	705502665

BRAND	VEHICLE	YEAR	FRONT				REAR			
			TREAD	SIZE	PART #	O.E. PART #	TREAD	SIZE	PART #	O.E. PART #
CAN-AM	Commander XT-P	2016 - 2017	BIGHORN F	27X9.00R12 NHS	TM00121700	705402560	BIGHORN R	27X11.00R12 NHS	TM00121800	705502938
	Defender 6x6 DPS HD10	2020 - 2022	BIGHORN F	27X9.00R14 NHS	TM01057100	705402168	BIGHORN R	27X11.00R14 NHS	TM01058100	705502665
	Defender 6x6 XT HD10	2021 - 2022	BIGHORN F	27X9.00R14 NHS	TM01057100	705402168	BIGHORN R	27X11.00R14 NHS	TM01058100	705502665
	Defender DPS HD10	2018 - 2022	BIGHORN F	27X9.00R14 NHS	TM01057100	705402168	BIGHORN R	27X11.00R14 NHS	TM01058100	705502665
	Defender DPS HD10	2016 - 2017	M923J	25X8.00-12 NHS	TM01015100	705402107	M924J	25X10.00-12 NHS	TM1016100	705502626
	Defender DPS HD5	2017 - 2021	M923J	25X8.00-12 NHS	TM01015100	705402107	M924J	25X10.00-12 NHS	TM1016100	705502626
	Defender DPS HD8	2018 - 2021	BIGHORN F	27X9.00R14 NHS	TM01057100	705402168	BIGHORN R	27X11.00R14 NHS	TM01058100	705502665
	Defender DPS HD8	2017	M923J	26X9.00-12 NHS	TM00988100	705401974	M924J	26X11.00-12 NHS	TM00989100	705502500
	Defender HD10	2016 - 2017	M923J	25X8.00-12 NHS	TM01015100	705402107	M924J	25X10.00-12 NHS	TM1016100	705502626
	Defender HD10	2018	BIGHORN F	27X9.00R12 NHS	TM00121700	705402560	BIGHORN R	27X11.00R12 NHS	TM00121800	705502938
	Defender HD5	2017 - 2021	M923J	25X8.00-12 NHS	TM01015100	705402107	M924J	25X10.00-12 NHS	TM1016100	705502626
	Defender HD8	2019 - 2021	BIGHORN F	27X9.00R12 NHS	TM00121700	705402560	BIGHORN R	27X11.00R12 NHS	TM00121800	705502938
	Defender HD8	2016 - 2017	M923J	25X8.00-12 NHS	TM01015100	705402107	M924J	25X10.00-12 NHS	TM1016100	705502626
	Defender HD8	2018	M923J	26X9.00-12 NHS	TM00988100	705401974	M924J	26X11.00-12 NHS	TM00989100	705502500
	Defender Limited HD10	2020 - 2022	BIGHORN F	27X9.00R14 NHS	TM01057100	705402168	BIGHORN R	27X11.00R14 NHS	TM01058100	705502665
	Defender Max DPS HD10	2018 - 2022	BIGHORN F	27X9.00R14 NHS	TM01057100	705402168	BIGHORN R	27X11.00R14 NHS	TM01058100	705502665
	Defender Max DPS HD10	2017	M923J	26X9.00-12 NHS	TM00988100	705401974	M924J	26X11.00-12 NHS	TM00989100	705502500
	Defender Max DPS HD8	2018 - 2021	BIGHORN F	27X9.00R14 NHS	TM01057100	705402168	BIGHORN R	27X11.00R14 NHS	TM01058100	705502665
	Defender Max DPS HD8	2017	M923J	26X9.00-12 NHS	TM00988100	705401974	M924J	26X11.00-12 NHS	TM00989100	705502500
	Defender Max HD8	2018 - 2021	BIGHORN F	27X9.00R14 NHS	TM01057100	705402168	BIGHORN R	27X11.00R14 NHS	TM01058100	705502665
	Defender Max HD8	2017	M923J	26X9.00-12 NHS	TM00988100	705401974	M924J	26X11.00-12 NHS	TM00989100	705502500
	Defender Max Limited HD10	2020 - 2022	BIGHORN F	27X9.00R14 NHS	TM01057100	705402168	BIGHORN R	27X11.00R14 NHS	TM01058100	705502665
	Defender Max Lone Star HD10	2018 - 2021	BIGHORN F	28X9.00R14 NHS	TM01040100	705402080	BIGHORN R	28X11.00R14 NHS	TM01041100	705502603
	Defender Max XT Cab HD10	2017 - 2021	BIGHORN F	27X9.00R14 NHS	TM01057100	705402168	BIGHORN R	27X11.00R14 NHS	TM01058100	705502665
	Defender Max XT HD10	2016 - 2022	BIGHORN F	27X9.00R14 NHS	TM01057100	705402168	BIGHORN R	27X11.00R14 NHS	TM01058100	705502665
	Defender Max XT HD8	2017 - 2021	BIGHORN F	27X9.00R14 NHS	TM01057100	705402168	BIGHORN R	27X11.00R14 NHS	TM01058100	705502665
	Defender Mossy Oak Hunting HD10	2017 - 2021	BIGHORN F	27X9.00R14 NHS	TM01057100	705402168	BIGHORN R	27X11.00R14 NHS	TM01058100	705502665
	Defender Pro DPS HD10	2020 - 2022	BIGHORN F	27X9.00R14 NHS	TM01057100	705402168	BIGHORN R	27X11.00R14 NHS	TM01058100	705502665
	Defender Pro XT HD10	2020 - 2022	BIGHORN F	27X9.00R14 NHS	TM01057100	705402168	BIGHORN R	27X11.00R14 NHS	TM01058100	705502665
	Defender XT Cab HD10	2016 - 2021	BIGHORN F	27X9.00R14 NHS	TM01057100	705402168	BIGHORN R	27X11.00R14 NHS	TM01058100	705502665
	Defender XT Cab HD8	2018 - 2021	BIGHORN F	27X9.00R14 NHS	TM01057100	705402168	BIGHORN R	27X11.00R14 NHS	TM01058100	705502665
	Defender XT HD10	2016 - 2022	BIGHORN F	27X9.00R14 NHS	TM01057100	705402168	BIGHORN R	27X11.00R14 NHS	TM01058100	705502665
	Defender XT HD8	2016 - 2021	BIGHORN F	27X9.00R14 NHS	TM01057100	705402168	BIGHORN R	27X11.00R14 NHS	TM01058100	705502665
Defender XT-P HD10	2018 - 2021	BIGHORN F	27X9.00R14 NHS	TM01057100	705402168	BIGHORN R	27X11.00R14 NHS	TM01058100	705502665	
Defender Pro Lonestar	2022	BIGHORN F	27X9.00R14 NHS	TM01057100	705402168	BIGHORN R	27X11.00R14 NHS	TM01058100	705502665	
Defender Pro Limited	2022	BIGHORN F	27X9.00R14 NHS	TM01057100	705402168	BIGHORN R	27X11.00R14 NHS	TM01058100	705502665	
Maverick 1000R	2013 - 2016	BIGHORN F	27X9.00R12 NHS	TM00121700	705402560	BIGHORN R	27X11.00R12 NHS	TM00121800	705502938	
Maverick 1000R DPS	2017 - 2018	BIGHORN F	27X9.00R12 NHS	TM00121700	705402560	BIGHORN R	27X11.00R12 NHS	TM00121800	705502938	
Maverick 1000R Turbo	2016 - 2017	BIGHORN F	27X9.00R12 NHS	TM00121700	705402560	BIGHORN R	27X11.00R12 NHS	TM00121800	705502938	

FITMENT GUIDE

BRAND	VEHICLE	YEAR	FRONT				REAR			
			TREAD	SIZE	PART #	O.E. PART #	TREAD	SIZE	PART #	O.E. PART #
CAN-AM	Maverick Max 1000R	2014 - 2015	BIGHORN F	27X9.00R12 NHS	TM00121700	705402560	BIGHORN R	27X11.00R12 NHS	TM00121800	705502938
	Maverick Max 1000R Turbo	2016 - 2017	BIGHORN F	28X9.00R14 NHS	TM01040100	705402080	BIGHORN R	28X11.00R14 NHS	TM01041100	705502603
	Maverick Max DPS 1000R	2016 - 2018	BIGHORN F	27X9.00R12 NHS	TM00121700	705402560	BIGHORN R	27X11.00R12 NHS	TM00121800	705502938
	Maverick Max X DS	2015 - 2016	BIGHORN F	28X9.00R14 NHS	TM01040100	705402080	BIGHORN R	28X11.00R14 NHS	TM01041100	705502603
	Maverick Max X DS Turbo	2015 - 2017	BIGHORN F	28X9.00R14 NHS	TM01040100	705402080	BIGHORN R	28X11.00R14 NHS	TM01041100	705502603
	Maverick Max X RS DPS	2015	BIGHORN F	27X9.00R12 NHS	TM00121700	705402560	BIGHORN R	27X11.00R12 NHS	TM00121800	705502938
	Maverick Max X RS Turbo 1000R	2016 - 2017	BIGHORN F	28X9.00R14 NHS	TM01040100	705402080	BIGHORN R	28X11.00R14 NHS	TM01041100	705502603
	Maverick Sport 1000	2019 - 2022	BIGHORN F	27X9.00R12 NHS	TM00121700	705402560	BIGHORN R	27X11.00R12 NHS	TM00121800	705502938
	Maverick Sport DPS 1000	2020	BIGHORN F	27X9.00R12 NHS	TM00121700	705402560	BIGHORN R	27X11.00R12 NHS	TM00121800	705502938
	Maverick Sport DPS 1000R	2019 - 2024	BIGHORN F	27X9.00R12 NHS	TM00121700	705402560	BIGHORN R	27X11.00R12 NHS	TM00121800	705502938
	Maverick Sport X RC 1000R	2019 - 2024	LIBERTY F	30X10.00R14 NHS	TM00007500	705402143	LIBERTY R	30X10.00R14 NHS	TM00007500	705402143
	Maverick Sport X XC 1000R	2020 - 2022	BIGHORN F	29X9.00R14 NHS	TM01042100	705402081	BIGHORN R	29X11.00R14 NHS	TM01043100	705502604
	Maverick Sport Max DPS 1000R	2020 - 2024	BIGHORN F	27X9.00R12 NHS	TM00121700	705402560	BIGHORN R	27X11.00R12 NHS	TM00121800	705502938
	Maverick X DS 1000R	2015 - 2016	BIGHORN F	28X9.00R14 NHS	TM01040100	705402080	BIGHORN R	28X11.00R14 NHS	TM01041100	705502603
	Maverick X DS turbo 1000R	2015 - 2017	BIGHORN F	28X9.00R14 NHS	TM01040100	705402080	BIGHORN R	28X11.00R14 NHS	TM01041100	705502603
	Maverick X RS 1000	2013 - 2014	BIGHORN F	27X9.00R12 NHS	TM00121700	705402560	BIGHORN R	27X11.00R12 NHS	TM00121800	705502938
	Maverick X XC 1000R	2016 - 2018	BIGHORN F	27X9.00R12 NHS	TM00121700	705402560	BIGHORN R	27X11.00R12 NHS	TM00121800	705502938
	Maverick X XC DPS 1000	2014 - 2015	BIGHORN F	27X9.00R12 NHS	TM00121700	705402560	BIGHORN R	27X11.00R12 NHS	TM00121800	705502938
	Maverick X XC DPS 1000R	2014 - 2016	BIGHORN F	27X9.00R12 NHS	TM00121700	705402560	BIGHORN R	27X11.00R12 NHS	TM00121800	705502938
	Maverick X3 900 HO	2018	BIGHORN F	27X9.00R14 NHS	TM01057100	705402168	BIGHORN R	27X11.00R14 NHS	TM01058100	705502665
	Maverick X3 Turbo	2017 - 2020	BIGHORN F	28X9.00R14 NHS	TM01040100	705402080	BIGHORN R	28X11.00R14 NHS	TM01041100	705502603
	Maverick X3 Turbo R	2017 - 2019	BIGHORN F	28X9.00R14 NHS	TM01040100	705402080	BIGHORN R	28X11.00R14 NHS	TM01041100	705502603
	Maverick X3 Max Turbo	2017 - 2020	BIGHORN F	28X9.00R14 NHS	TM01040100	705402080	BIGHORN R	28X11.00R14 NHS	TM01041100	705502603
	Maverick X3 Max Turbo R	2017 - 2019	BIGHORN F	28X9.00R14 NHS	TM01040100	705402080	BIGHORN R	28X11.00R14 NHS	TM01041100	705502603
	Maverick X3 DS Turbo	2022	CARNIVORE F	30X10.00R14 NHS			CARNIVORE R	30X10.00R14 NHS		
	Maverick X3 DS Turbo	2021	BIGHORN F	28X9.00R14 NHS	TM01040100	705402080	BIGHORN R	28X11.00R14 NHS	TM01041100	705502603
	Maverick X3 DS Turbo R	2017 - 2021	BIGHORN F	28X9.00R14 NHS	TM01040100	705402080	BIGHORN R	28X11.00R14 NHS	TM01041100	705502603
	Maverick X3 DS Turbo RR	2022 - 2024	CARNIVORE F	30X10.00R14 NHS			CARNIVORE R	30X10.00R14 NHS		
	Maverick X3 X DS Turbo R	2024	CARNIVORE F	30X10.00R14 NHS			CARNIVORE R	30X10.00R14 NHS		
	Maverick X3 X DS Turbo R	2017 - 2019	BIGHORN F	29X9.00R14 NHS	TM01042100	705402081	BIGHORN R	29X11.00R14 NHS	TM01043100	705502604
	Maverick X3 X DS Turbo RR	2022 - 2024	CARNIVORE F	30X10.00R14 NHS			CARNIVORE R	30X10.00R14 NHS		
	Maverick X3 X DS Turbo RR	2020 - 2021	BIGHORN F	29X9.00R14 NHS	TM01042100	705402081	BIGHORN R	29X11.00R14 NHS	TM01043100	705502604
	Maverick X3 MAX DS Turbo	2022 - 2024	CARNIVORE F	30X10.00R14 NHS			CARNIVORE R	30X10.00R14 NHS		
Maverick X3 Max DS Turbo	2021	BIGHORN F	28X9.00R14 NHS	TM01040100	705402080	BIGHORN R	28X11.00R14 NHS	TM01041100	705502603	
Maverick X3 Max DS Turbo R	2020 - 2021	BIGHORN F	28X9.00R14 NHS	TM01040100	705402080	BIGHORN R	28X11.00R14 NHS	TM01041100	705502603	
Maverick X3 Max DS Turbo RR	2022 - 2024	CARNIVORE F	30X10.00R14 NHS			CARNIVORE R	30X10.00R14 NHS			
Maverick X3 Max X DS Turbo R	2017 - 2019	BIGHORN F	29X9.00R14 NHS	TM01042100	705402081	BIGHORN R	29X11.00R14 NHS	TM01043100	705502604	
Maverick X3 Max X DS Turbo RR	2022 - 2024	CARNIVORE F	30X10.00R14 NHS			CARNIVORE R	30X10.00R14 NHS			
Maverick X3 Max X DS Turbo RR	2020 - 2021	BIGHORN F	29X9.00R14 NHS	TM01042100	705402081	BIGHORN R	29X11.00R14 NHS	TM01043100	705502604	

BRAND	VEHICLE	YEAR	FRONT				REAR			
			TREAD	SIZE	PART #	O.E. PART #	TREAD	SIZE	PART #	O.E. PART #
CAN-AM	Maverick X3 RS Turbo	2024	CARNIVORE F	30X10.00R14 NHS			CARNIVORE R	30X10.00R14 NHS		
	Maverick X3 RS Turbo R	2019 - 2021	BIGHORN F	29X9.00R14 NHS	TM01042100	705402081	BIGHORN R	29X11.00R14 NHS	TM01043100	705502604
	Maverick X3 RS Turbo RR	2022 - 2024	CARNIVORE F	32X10.00R14 NHS			CARNIVORE R	32X10.00R14 NHS		
	Maverick X3 RS Turbo RR	2024	CARNIVORE F	30X10.00R14 NHS			CARNIVORE R	30X10.00R14 NHS		
	Maverick X3 X RS Turbo R	2017 - 2020	BIGHORN F	30X9.00R14 NHS	TM00081900	705402412	BIGHORN R	30X11.00R14 NHS	TM00082000	705502834
	Maverick X3 X RS Turbo RR	2022 - 2024	CARNIVORE F	32X10.00R14 NHS			CARNIVORE R	32X10.00R14 NHS		
	Maverick X3 X RS turbo RR	2020 - 2021	BIGHORN F	30X9.00R14 NHS	TM00081900	705402412	BIGHORN R	30X11.00R14 NHS	TM00082000	705502834
	Maverick X3 X RS Turbo RR Smart Shox	2022 - 2024	CARNIVORE F	32X10.00R14 NHS			CARNIVORE R	32X10.00R14 NHS		
	Maverick X3 X RS Turbo RR Smart Shox	2021	BIGHORN F	30X9.00R14 NHS	TM00081900	705402412	BIGHORN R	30X11.00R14 NHS	TM00082000	705502834
	Maverick X3 MAX RS Turbo R	2020 - 2021	BIGHORN F	29X9.00R14 NHS	TM01042100	705402081	BIGHORN R	29X11.00R14 NHS	TM01043100	705502604
	Maverick X3 Max X RS Turbo R	2017 - 2019	BIGHORN F	30X9.00R14 NHS	TM00081900	705402412	BIGHORN R	30X11.00R14 NHS	TM00082000	705502834
	Maverick X3 Max X RS Turbo RR	2022 - 2024	CARNIVORE F	32X10.00R14 NHS			CARNIVORE R	32X10.00R14 NHS		
	Maverick X3 Max X RS Turbo RR	2020 - 2021	BIGHORN F	30X9.00R14 NHS	TM00081900	705402412	BIGHORN R	30X11.00R14 NHS	TM00082000	705502834
	Maverick X3 Max X RS Turbo RR Smart Shox	2022 - 2024	CARNIVORE F	32X10.00R14 NHS			CARNIVORE R	32X10.00R14 NHS		
	Maverick X3 Max X RS Turbo RR Smart Shox	2021	BIGHORN F	30X9.00R14 NHS	TM00081900	705402412	BIGHORN R	30X11.00R14 NHS	TM00082000	705502834
	Maverick X3 Max XRC Turbo RR	2024	CARNIVORE F	32X10.00R14 NHS			CARNIVORE R	32X10.00R14 NHS		
	Maverick X3 X RC Turbo	2019 - 2020	LIBERTY F	30X10.00R14 NHS	TM00007500	705402143	LIBERTY R	30X10.00R14 NHS	TM00007500	705402143
	Maverick X3 X RC Turbo R	2018 - 2020	LIBERTY F	30X10.00R14 NHS	TM00007500	705402143	LIBERTY R	30X10.00R14 NHS	TM00007500	705402143
	Maverick X3 X RC Turbo RR	2020 - 2021	LIBERTY F	32X10.00R15 NHS	TM00140600	705402464	LIBERTY R	32X10.00R15 NHS	TM00140600	705402464
	Maverick X3 X RC Turbo RR 64	2022 - 2024	LIBERTY F	30X10.00R14 NHS	TM00007500	705402143	LIBERTY R	30X10.00R14 NHS	TM00007500	705402143
	Maverick X3 X RC Turbo RR 74	2023 - 2024	LIBERTY F	32X10.00R15 NHS	TM00140600	705402464	LIBERTY R	32X10.00R15 NHS	TM00140600	705402464
	Maverick XC	2016 - 2018	BIGHORN F	27X9.00R12 NHS	TM00121700	705402560	BIGHORN R	27X11.00R12 NHS	TM00121800	705502938
	Maverick XC DPS	2017-2018	BIGHORN F	27X9.00R12 NHS	TM00121700	705402560	BIGHORN R	27X11.00R12 NHS	TM00121800	705502938
	Outlander L X MR 570	2016 - 2017	M966	AT28X8-12	TM00769100	705401391	M966	AT28X10-12	TM00770100	705501836
	Outlander Max Limited 1000R	2020 - 2024	BIGHORN F	27X9.00R14 NHS	TM01057100	705402168	BIGHORN R	27X11.00R14 NHS	TM01058100	705502665
	Outlander Max XT 570	2017 - 2020	M923J	25X8.00-12 NHS	TM01015100	705402107	M923J	25X10.00-12 NHS	TM1016100	705502626
	Outlander X MR 570	2016 - 2017	M966	AT28X8-12	TM00769100	705401391	M966	AT28X10-12	TM00770100	705501836
Outlander X MR 650	2013 - 2017	M966	AT28X8-12	TM00769100	705401391	M966	AT28X10-12	TM00770100	705501836	
Outlander XT 570	2017 - 2020	M923J	25X8.00-12 NHS	TM01015100	705402107	M923J	25X10.00-12 NHS	TM1016100	705502626	
HONDA	Big Red MUV700	2011 - 2013	MU18	AT25X10-12	TM00493100	42711-HL1-A51	MU18	AT25X10-12	TM00493100	42711-HL1-A51
	Pioneer 1000 DLX	2020 - 2021	BIGHORN F	27X9.00R14 NHS	TM00864100	44711-HL4-A11	BIGHORN R	27X11.00R14 NHS	TM00865100	42711-HL4-A11
	Pioneer 1000 Limited Edition	2018 - 2021	BIGHORN F	27X9.00R14 NHS	TM00864100	44711-HL4-A11	BIGHORN R	27X11.00R14 NHS	TM00865100	42711-HL4-A11
	Pioneer 1000-5 Deluxe	2016 - 2021	BIGHORN F	27X9.00R14 NHS	TM00864100	44711-HL4-A11	BIGHORN R	27X11.00R14 NHS	TM00865100	42711-HL4-A11
	Pioneer 1000-5 Limited Edition	2018 - 2021	BIGHORN F	27X9.00R14 NHS	TM00864100	44711-HL4-A11	BIGHORN R	27X11.00R14 NHS	TM00865100	42711-HL4-A11
	Pioneer 500	2015 - 2024	M977H	AT24X8-12	TM00804100	44711-HL5-A01	M978H	AT24X10-12	TM00805100	42711-HL5-A01
	Talon 1000R	2020 - 2023	MU9H	28X9R15	TM00983100	44711-HL6-A01	MU9H	28X11R15	TM00984100	42711-HL6-A01
	Talon 1000R Live Valve	2020 - 2023	MU9H	28X9R15	TM00983100	44711-HL6-A01	MU9H	28X11R15	TM00984100	42711-HL6-A01
	Talon 1000R-4 Fox Live Valve	2020 - 2023	MU9H	28X9R15	TM00983100	44711-HL6-A01	MU9H	28X11R15	TM00984100	42711-HL6-A01

FITMENT GUIDE

BRAND	VEHICLE	YEAR	FRONT				REAR			
			TREAD	SIZE	PART #	O.E. PART #	TREAD	SIZE	PART #	O.E. PART #
HONDA	Talon 1000X	2020 - 2023	MU9H	28X9R15	TM00983100	44711-HL6-A01	MU9H	28X11R15	TM00984100	42711-HL6-A01
	Talon 1000X Live Valve	2020 - 2023	MU9H	28X9R15	TM00983100	44711-HL6-A01	MU9H	28X11R15	TM00984100	42711-HL6-A01
	Talon 1000X-4	2020 - 2023	MU9H	28X9R15	TM00983100	44711-HL6-A01	MU9H	28X11R15	TM00984100	42711-HL6-A01
	Talon 1000X-4 Fox Live Valve	2020 - 2023	MU9H	28X9R15	TM00983100	44711-HL6-A01	MU9H	28X11R15	TM00984100	42711-HL6-A01
	TRX250TE FourTrax Recon ES	2008 - 2025	M9803	AT22X7-11	TM16304000	44711-HM8-B61	M9804	AT22X10-9	TM07111600	42711-HM8-B61
	TRX250TM FourTrax Recon	2008 - 2025	M9803	AT22X7-11	TM16304000	44711-HM8-B61	M9804	AT22X10-9	TM07111600	42711-HM8-B61
	TRX250X	2013 - 2025	MS13	AT22X7-10	TM00662100	44711-HN6-A81	MS14	AT22X10-9	TM00665100	42711-HN6-A82
	TRX420FA FourTrax Rancher AT	2007 - 2024	M977	AT24X8-12	TM00189600	44711-HR3-WH1	M978	AT24X10-11	TM00190200	42711-HR3-WH1
	TRX420FA2F FourTrax Rancher 4x4 Automatic DCT EPS	2016 - 2025	M977	AT24X8-12	TM00189600	44711-HR3-WH1	M978	AT24X10-11	TM00190200	42711-HR3-WH1
	TRX420FA5 FourTrax Rancher 4x4 Automatic DCT IRS	2016 - 2024	M977	AT24X8-12	TM00189600	44711-HR3-WH1	M978	AT24X10-11	TM00190200	42711-HR3-WH1
	TRX420FA6 FourTrax Rancher 4x4 Automatic DCT IRS EPS	2016 - 2025	M977	AT24X8-12	TM00189600	44711-HR3-WH1	M978	AT24X10-11	TM00190200	42711-HR3-WH1
	TRX420FE1 FourTrax Rancher 4x4 ES	2007 - 2024	M977	AT24X8-12	TM00189600	44711-HR3-WH1	M978	AT24X10-11	TM00190200	42711-HR3-WH1
	TRX420FE1 FourTrax Rancher 4x4 ES EPS	2007 - 2024	M977	AT24X8-12	TM00189600	44711-HR3-WH1	M978	AT24X10-11	TM00190200	42711-HR3-WH1
	TRX420FM1 FourTrax Rancher 4x4	2007 - 2025	M977	AT24X8-12	TM00189600	44711-HR3-WH1	M978	AT24X10-11	TM00190200	42711-HR3-WH1
	TRX420FPA/FPE FourTrax Rancher AT EPS	2007 - 2015	M977	AT24X8-12	TM00189600	44711-HR3-WH1	M978	AT24X10-11	TM00190200	42711-HR3-WH1
	TRX420FPM/FM/FE/TM FourTrax Rancher 4x4 EPS	2007 - 2013	M977	AT24X8-12	TM00189600	44711-HR3-WH1	M978	AT24X10-11	TM00190200	42711-HR3-WH1
	TRX420TE FourTrax Rancher ES	2007 - 2024	M977	AT24X8-12	TM00189600	44711-HR3-WH1	M978	AT24X10-11	TM00190200	42711-HR3-WH1
	TRX420TM1 FourTrax Rancher	2007 - 2025	M977	AT24X8-12	TM00189600	44711-HR3-WH1	M978	AT24X10-11	TM00190200	42711-HR3-WH1
	TRX500 FourTrax Foreman 4x4 EPS	2013 - 2025	M975	AT25X8-12	TM00189700	44711-HR4-AJ1	M978	AT25X10-12	TM00189900	42711-HR4-AJ1
	TRX500/520 FA5 FourTrax Foreman Rubicon 4x4 Automatic DCT	2016 - 2025	M975	AT25X8-12	TM00189700	44711-HR4-AJ1	M978	AT25X10-12	TM00189900	42711-HR4-AJ1
	TRX500/520 FA6 FourTrax Foreman Rubicon 4x4 Automatic DCT EPS	2016 - 2025	M975	AT25X8-12	TM00189700	44711-HR4-AJ1	M978	AT25X10-12	TM00189900	42711-HR4-AJ1
	TRX500/520 FA7 FourTrax Foreman Rubicon 4x4 Automatic DCT EPS Deluxe	2016 - 2025	M975	AT25X8-12	TM00189700	44711-HR4-AJ1	M978	AT25X10-12	TM00189900	42711-HR4-AJ1
	TRX500/520 FM5/FM6/FM7 FourTrax Foreman Rubicon 4x4	2014 - 2019	MU25	AT25X8-12	TM00189800	44711-HR6-BB1	MU26	AT25X10-12	TM00190000	42711-HR6-BB1
	TRX500/520 FM6 FourTrax Foreman Rubicon 4x4 Auto EPS Deluxe	2015 - 2016	MU25	AT25X8-12	TM00189800	44711-HR6-BB1	MU26	AT25X10-12	TM00190000	42711-HR6-BB1
	TRX500/520FM6 FourTrax Foreman Rubicon 4x4 Auto EPS	2022 - 2025	M975	AT25X8-12	TM00189700	44711-HR4-AJ1	M978	AT25X10-12	TM00189900	42711-HR4-AJ1
	TRX500/520FM6 FourTrax Foreman Rubicon 4x4 Auto EPS	2016 - 2021	MU25	AT25X8-12	TM00189800	44711-HR6-BB1	MU26	AT25X10-12	TM00190000	42711-HR6-BB1
TRX500FE2 FourTrax Foreman 4x4 ES EPS	2013 - 2024	M975	AT25X8-12	TM00189700	44711-HR4-AJ1	M978	AT25X10-12	TM00189900	42711-HR4-AJ1	
TRX500FM1 FourTrax Foreman 4x4	2013 - 2025	M975	AT25X8-12	TM00189700	44711-HR4-AJ1	M978	AT25X10-12	TM00189900	42711-HR4-AJ1	
TRX700FA FourTrax Rincon	2024	MU75	AT26X8-12	TM00390400	44711-HS2-A51	MU76	AT26X10-12	TM00390500	42711-HS2-A51	

BRAND	VEHICLE	YEAR	FRONT				REAR			
			TREAD	SIZE	PART #	O.E. PART #	TREAD	SIZE	PART #	O.E. PART #
HONDA	TRX680FA FourTrax Rincon	2016 - 2023	M975	AT25X8-12	TM00189700	44711-HR4-AJ1	M978	AT25X10-12	TM00189900	42711-HR4-AJ1
	TRX90X	2006 - 2024	M953	AT20X7-8	TM05108000	44711-HP2-671	M954	AT19X8-8	TM6286000	42711-HP2-671
KAWASAKI	KFX50	2013 - 2025	M913	AT16X8-7	TM02822100	41009-Y002	M913	AT16X8-7	TM02822100	41009-Y002
	KFX90	2009 - 2025	M939	AT18X7-8	TM05000000	41009-Y003	M940	AT18X9-8	TM05000200	41009-Y001
	Brute Force 300	2013 - 2024	M937	AT22X7-10	TM00624100	41009-Y004	M938	AT22X10-10	TM00626100	41009-Y005
	Prairie 360	2010 - 2012	M911Y	AT25X8-12	TM00215100	41009-0248	M912Y	AT25X10-12	TM00216100	41009-0249
	Prairie 360 4x4	2010 - 2013	M911Y	AT25X8-12	TM00215100	41009-0248	M912Y	AT26X10-12	TM00216100	41009-0249
	Mule 610 4x4 XC	2010 - 2012	BIGHORN F	26X9.00R12 NHS	TM00646100	41009-0511	BIGHORN R	26X9.00R12 NHS	TM00647100	41009-0511
	Mule 610 4x4 XC (Camo/SE)	2010 - 2016	BIGHORN F	26X9.00R12 NHS	TM00646100	41009-0511	BIGHORN R	26X9.00R12 NHS	TM00647100	41009-0511
	Teryx 750 4x4	2008 - 2013	M989	AT26X8-12	TM00009100	41009-0143	M990	AT26X10-12	TM00017100	41009-0144
	Teryx 750 4x4 NRA Outdoors	2008 - 2009	M989	AT26X8-12	TM00009100	41009-0143	M990	AT26X10-12	TM00017100	41009-0144
	Teryx 750 FI 4x4 (SPORT/LE/LE Camo)	2008 - 2013	M989	AT26X8-12	TM00009100	41009-0143	M990	AT26X10-12	TM00017100	41009-0144
	Teryx 750 FI 4x4 SGE/SPORT	2011 - 2013	M989	AT26X8-12	TM00009100	41009-0143	M990	AT26X10-12	TM00017100	41009-0144
	Teryx4 750 4x4 EPS LE (LE Camo/EPS)	2013 - 2015	BIGHORN F	26X9.00R12 NHS	TM00646100	41009-0511	BIGHORN R	26X11.00R12 NHS	TM00647100	41009-0506
	Teryx	2014 - 2024	BIGHORN F	26X9.00R12 NHS	TM00646100	41009-0511	BIGHORN R	26X11.00R12 NHS	TM00647100	41009-0506
	Teryx Camo	2017 - 2021	BIGHORN F	26X9.00R12 NHS	TM00646100	41009-0511	BIGHORN R	26X11.00R12 NHS	TM00647100	41009-0506
	Teryx LE	2013 - 2021	BIGHORN F	27X9.00R14 NHS	TM00892100	41009-0589	BIGHORN R	27X11.00R14 NHS	TM00891100	41009-0590
	Teryx S LE	2021 - 2025	BIGHORN F	27X9.00R14 NHS	TM00892100	41009-0589	BIGHORN R	27X11.00R14 NHS	TM00891100	41009-0590
	Teryx4	2016 - 2025	BIGHORN F	26X9.00R12 NHS	TM00646100	41009-0511	BIGHORN R	26X11.00R12 NHS	TM00647100	41009-0506
	Teryx4 Camo	2016 - 2021	BIGHORN F	26X9.00R12 NHS	TM00646100	41009-0511	BIGHORN R	26X11.00R12 NHS	TM00647100	41009-0506
	Teryx4 LE	2016 - 2021	BIGHORN F	27X9.00R14 NHS	TM00892100	41009-0589	BIGHORN R	27X11.00R14 NHS	TM00891100	41009-0590
	Teryx4 S Camo	2021 - 2025	BIGHORN F	27X9.00R14 NHS	TM00892100	41009-0589	BIGHORN R	27X11.00R14 NHS	TM00891100	41009-0590
	Teryx 4 S LE	2021 - 2025	BIGHORN F	27X9.00R14 NHS	TM00892100	41009-0589	BIGHORN R	27X11.00R14 NHS	TM00891100	41009-0590
	Teryx 4 S SE	2022 - 2025	BIGHORN F	27X9.00R14 NHS	TM00892100	41009-0589	BIGHORN R	27X11.00R14 NHS	TM00891100	41009-0590
	Teryx KRX 1000	2020 - 2025	CARNIVORE F	31X10.00R15	TM00020300	41009-0817	CARNIVORE R	31X10.00R15	TM00020300	41009-0817
	Teryx KRX 1000 ES	2021 - 2025	CARNIVORE F	31X10.00R15	TM00020300	41009-0817	CARNIVORE R	31X10.00R15	TM00020300	41009-0817
	Teryx KRX 1000 SE	2021 - 2025	CARNIVORE F	31X10.00R15	TM00020300	41009-0817	CARNIVORE R	31X10.00R15	TM00020300	41009-0817
	Teryx KRX 1000 Trail Edition	2021 - 2025	CARNIVORE F	31X10.00R15	TM00020300	41009-0817	CARNIVORE R	31X10.00R15	TM00020300	41009-0817
	Teryx KRX 1000 Blackout Edition	2025	CARNIVORE F	31X10.00R15	TM00020300	41009-0817	CARNIVORE R	31X10.00R15	TM00020300	41009-0817
	Teryx KRX4 1000	2025	CARNIVORE F	31X10.00R15	TM00020300	41009-0817	CARNIVORE R	31X10.00R15	TM00020300	41009-0817
	Teryx KRX4 1000 SE	2024	CARNIVORE F	31X10.00R15	TM00020300	41009-0817	CARNIVORE R	31X10.00R15	TM00020300	41009-0817
	Teryx KRX4 1000 ES	2024 - 2025	CARNIVORE F	31X10.00R15	TM00020300	41009-0817	CARNIVORE R	31X10.00R15	TM00020300	41009-0817
Teryx KRX4 1000 SE ES	2024	CARNIVORE F	31X10.00R15	TM00020300	41009-0817	CARNIVORE R	31X10.00R15	TM00020300	41009-0817	
Teryx KRX4 1000 Blackout Edition	2025	CARNIVORE F	31X10.00R15	TM00020300	41009-0817	CARNIVORE R	31X10.00R15	TM00020300	41009-0817	
KYMCO	Maxxer 300			AT21 X 7-10				AT20 X 11-9		
	Maxxer 400			AT23 X 8-12				AT23 X 10-12		
	Maxxer 450I			AT23 X 8-12				AT23 X 10-12		
	Mongoose 90			AT18 X 7-8				AT18 X 9-8		
	MXU 150			AT21 X 7-10				AT22 X 10-10		

FITMENT GUIDE

BRAND	VEHICLE	YEAR	FRONT				REAR			
			TREAD	SIZE	PART #	O.E. PART #	TREAD	SIZE	PART #	O.E. PART #
KYMCO	MXU 300			AT22 X 7-10				AT22 X 10-10		
	MXU 300R			AT22 X 7-10				AT22 X 10-10		
	MXU 400			AT25 X 8-12				AT24 X 10-12		
	MXU 500IRS			AT25 X 8-12				AT25 X 10-12		
	MXU 550I			AT26 X 8-14				AT26 X 10-14		
	MXU 700I			AT26 X 8-14				AT26 X 10-14		
	UXV 500I			AT25 X 8-12				AT26 X 10-12		
	UXV 700I			AT25 X 8-12				AT25 X 10-12		
POLARIS	General 1000 EPS Deluxe / EPS Deluxe	2018 - 2022	MU9C	27X9.00R14 NHS	TM00841100	5416008	MU9C	27X11.00R14 NHS	TM00842100	5416009
	General 1000 EPS Hunter Edition	2018 - 2019	MU9C	27X9.00R14 NHS	TM00841100	5416008	MU9C	27X11.00R14 NHS	TM00842100	5416009
	General 1000 EPS Limited Edition	2018 - 2019	MU9C	27X9.00R14 NHS	TM00841100	5416008	MU9C	27X11.00R14 NHS	TM00842100	5416009
	General 1000 EPS Premium Edition	2018 - 2024	MU9C	27X9.00R14 NHS	TM00841100	5416008	MU9C	27X11.00R14 NHS	TM00842100	5416009
	General 1000 EPS Ride Command Edition	2018 - 2019	MU9C	27X9.00R14 NHS	TM00841100	5416008	MU9C	27X11.00R14 NHS	TM00842100	5416009
	General 1000 EPS White Lightning	2017 - 2019	MU9C	27X9.00R14 NHS	TM00841100	5416008	MU9C	27X11.00R14 NHS	TM00842100	5416009
	Hawkeye 2x4	2006 - 2007	M955	AT22X7-12	TM13608000	5413078	M956	AT22X10-12	TM13618000	5413077
	Hawkeye 300	2006 - 2007	M955	AT22X7-12	TM13608000	5413078	M956	AT22X10-12	TM13618000	5413077
	Hawkeye 4x4	2006 - 2007	M955	AT22X7-12	TM13608000	5413078	M956	AT22X10-12	TM13618000	5413077
	Outlaw 525 IRS	2008 - 2011	M943	AT21X7-10	TM13591800	5412625	M942	AT20X10-10	TM07100000	5412624
	Outlaw 525 S	2008 - 2009	M943	AT21X7-10	TM13591800	5412625	M942	AT20X11-9	TM07100000	5412624
	Predator 500	2003 - 2007	M943	AT21X7-10	TM13591800	5412625	M942	AT20X11-9	TM07100000	5412624
	Predator 500 TLD	2005 - 2007	M943	AT21X7R-10	TM13591800	5412625	M942	AT20X11R-9	TM07100000	5412624
	Ranger 1000 EPS Premium	2019	MU51	27X9.00-12 NHS	TM00065500	5416789	MU52	27X11.00-12 NHS	TM00065600	5416790
	Ranger 1000 EPS North Star Edition	2020	MU51	27X9.00-12 NHS	TM00065500	5416789	MU52	27X11.00-12 NHS	TM00065600	5416790
	Ranger 1000 EPS North Star Edition Premium	2021	MU511	27X9.00R14 NHS	TM00139900	5417147	MU521	27X11.00R14 NHS	TM00140000	5417148
	Ranger 1000 EPS North Star Edition Ultimate	2021	MU511	27X9.00R14 NHS	TM00139900	5417147	MU521	27X11.00R14 NHS	TM00140000	5417148
	Ranger Crew 1000 EPS Premium	2019	MU51	27X9.00-12 NHS	TM00065500	5416789	MU52	27X11.00-12 NHS	TM00065600	5416790
	Ranger 1000 EPS Crew North Star	2020	MU51	27X9.00-12 NHS	TM00065500	5416789	MU52	27X11.00-12 NHS	TM00065600	5416790
	Ranger 1000 EPS Crew Premium	2020	MU51	27X9.00-12 NHS	TM00065500	5416789	MU52	27X11.00-12 NHS	TM00065600	5416790
	Ranger XP 1000 EPS (Base Model)	2018 - 2019	MU51	27X9.00-12 NHS	TM00065500	5416789	MU52	27X11.00-12 NHS	TM00065600	5416790
	Ranger XP 1000 EPS (Red, Suede, Matte, Camo)	2018	MU51	27X9.00-12 NHS	TM00065500	5416789	MU52	27X11.00-12 NHS	TM00065600	5416790
Ranger XP 1000 EPS NorthStar HVAC Edition	2017 - 2019	MU51	27X9.00-12 NHS	TM00065500	5416789	MU52	27X11.00-12 NHS	TM00065600	5416790	
Ranger XP 1000 EPS Ranch Edition	2017	MU51	27X9.00-12 NHS	TM00065500	5416789	MU52	27X11.00-12 NHS	TM00065600	5416790	
Ranger XP 1000 NorthStar Edition Trail Boss	2021	MU511	29X9.00R14 NHS	TM00256700	5417858	MU521	29X11.00R14 NHS	TM00256600	5417859	
Ranger XP 1000 Trail Boss	2021	MU511	29X9.00R14 NHS	TM00256700	5417858	MU521	29X11.00R14 NHS	TM00256600	5417859	
Ranger XP 1000 Texas Edition	2021	MU511	27X9.00R14 NHS	TM00139900	5417147	MU521	27X11.00R14 NHS	TM00140000	5417148	

BRAND	VEHICLE	YEAR	FRONT				REAR			
			TREAD	SIZE	PART #	O.E. PART #	TREAD	SIZE	PART #	O.E. PART #
POLARIS	Ranger XP 1000 Texas Edition	2020	MU51	27X9.00-12 NHS	TM00065500	5416789	MU52	27X11.00-12 NHS	TM00065600	5416790
	Ranger XP 1000 20th Anniversary Limited Edition	2019	MU51	27X9.00-12 NHS	TM00065500	5416789	MU52	27X11.00-12 NHS	TM00065600	5416790
	Ranger XP 1000 Big Game Edition	2021	MU511	29X9.00R14 NHS	TM00256700	5417858	MU521	29X11.00R14 NHS	TM00256600	5417859
	Ranger XP Crew 1000 Premium	2019 - 2020	MU51	27X9.00-12 NHS	TM00065500	5416789	MU52	27X11.00-12 NHS	TM00065600	5416790
	Ranger XP Crew 1000 EPS 20th Anniv. Edition	2019	MU51	27X9.00-12 NHS	TM00065500	5416789	MU52	27X11.00-12 NHS	TM00065600	5416790
	Ranger XP 1000 Crew Premium	2021	MU511	29X9.00R14 NHS	TM00256700	5417858	MU521	29X11.00R14 NHS	TM00256600	5417859
	Ranger 1000 XP Crew Northstar Edition Premium	2021	MU511	27X9.00R14 NHS	TM00139900	5417147	MU521	27X11.00R14 NHS	TM00140000	5417148
	Ranger 1000 XP Crew Northstar Edition Ultimate	2021	MU511	27X9.00R14 NHS	TM00139900	5417147	MU521	27X11.00R14 NHS	TM00140000	5417148
	Ranger XP 1000 Crew Northstar Edition Trail Boss	2021	MU511	29X9.00R14 NHS	TM00256700	5417858	MU521	29X11.00R14 NHS	TM00256600	5417859
	Ranger XP 1000 Crew Texas Edition	2021	MU511	29X9.00R14 NHS	TM00256700	5417858	MU521	29X11.00R14 NHS	TM00256600	5417859
	Ranger XP 1000 Crew Texas Edition	2020	MU51	27X9.00-12 NHS	TM00065500	5416789	MU52	27X11.00-12 NHS	TM00065600	5416790
	Ranger XP 1000 Crew Trail Boss	2021	MU511	29X9.00R14 NHS	TM00256700	5417858	MU521	29X11.00R14 NHS	TM00256600	5417859
	Ranger XP Crew 1000 Big Game Edition	2021	MU511	29X9.00R14 NHS	TM00256700	5417858	MU521	29X11.00R14 NHS	TM00256600	5417859
	RZR 570 EPS Trail	2015	M951	25X8.00-12 NHS	TM00787100	5414804	M952	25X10.00-12 NHS	TM16662000	5413061
	RZR 570 EPS Trail LE	2013 - 2015	M951	25X8.00-12 NHS	TM00787100	5414804	M952	25X10.00-12 NHS	TM16662000	5413061
	RZR 570 Trail Premium	2020 - 2021	M951	25X8.00-12 NHS	TM00787100	5414804	M952	25X10.00-12 NHS	TM16662000	5413061
	RZR 800	2008 - 2011	M951	25X8.00-12 NHS	TM00787100	5414804	M952	25X10.00-12 NHS	TM16662000	5413061
	RZR 800 EPS	2014	M951	25X8.00-12 NHS	TM00787100	5414804	M952	25X10.00-12 NHS	TM16662000	5413061
	RZR 800 EPS Blue Fire/Sunset Red LE	2013	M951	25X8.00-12 NHS	TM00787100	5414804	M952	25X10.00-12 NHS	TM16662000	5413061
	RZR 800 Pursuit Camo	2013	M951	25X8.00-12 NHS	TM00787100	5414804	M952	25X10.00-12 NHS	TM16662000	5413061
	RZR 800 Sunset Red LE	2013	M951	25X8.00-12 NHS	TM00787100	5414804	M952	25X10.00-12 NHS	TM16662000	5413061
	RZR 800 XC	2014	M917	26X9.00R12 NHS	TM00613100	5414118	M918	26X11.00R12 NHS	TM00614100	5414117
	RZR BW 800	2009	M917	26X9.00R12 NHS	TM00613100	5414118	M918	26X11.00R12 NHS	TM00614100	5414117
	RZR S 800 Blue Fire/Orange LE	2013 - 2014	M917	26X9.00R12 NHS	TM00613100	5414118	M918	26X11.00R12 NHS	TM00614100	5414117
	RZR S 800 Orange/White LE	2013 - 2014	M917	26X9.00R12 NHS	TM00613100	5414118	M918	26X11.00R12 NHS	TM00614100	5414117
	RZR 4 800	2013 - 2014	M917	27X9.00R12 NHS	TM00679100	5414379	M918	27X12.00R12 NHS	TM00680100	5414380
	RZR 4 800 EPS	2011	M917	26X9.00R12 NHS	TM00613100	5414118	M918	26X11.00R12 NHS	TM00614100	5414117
	RZR 4 800 EPS Blue Fire/Orange LE	2013	M917	26X9.00R12 NHS	TM00613100	5414118	M918	26X11.00R12 NHS	TM00614100	5414117
	RZR SW	2011	M917	26X9.00R12 NHS	TM00613100	5414118	M918	26X11.00R12 NHS	TM00614100	5414117
	RZR 900 EPS XC Edition (Black Pearl)	2017	MU9C	27X9.00R14 NHS	TM00841100	5416008	MU9C	27X11.00R14 NHS	TM00842100	5416009
	RZR XP 900 Eps	2014	M917	27X9.00R12 NHS	TM00679100	5414379	M918	27X12.00R12 NHS	TM00680100	5414380
	RZR XP 900 EPS Stealth Black/Evasive Green LE	2013	M917	27X9.00R12 NHS	TM00679100	5414379	M918	27X12.00R12 NHS	TM00680100	5414380
	RZR XP 900 H.O. Jagged X Edition	2013	M917	26X9.00R12 NHS	TM00613100	5414118	M918	26X11.00R12 NHS	TM00614100	5414117
RZR XP 4 900	2013 - 2014	M917	27X9.00R12 NHS	TM00679100	5414379	M918	27X12.00R12 NHS	TM00680100	5414380	
RZR XP 4 900 EPS Black/White/Red LE	2013	M917	26X9.00R12 NHS	TM00613100	5414118	M918	26X11.00R12 NHS	TM00614100	5414117	

FITMENT GUIDE

BRAND	VEHICLE	YEAR	FRONT				REAR			
			TREAD	SIZE	PART #	O.E. PART #	TREAD	SIZE	PART #	O.E. PART #
POLARIS	RZR XP 4 EPS Black/White/Red LE	2013	M917	27X9.00R12 NHS	TM00679100	5414379	M918	27X12.00R12 NHS	TM00680100	5414380
	RZR-S Limited Edition	2011	M917	26X9.00R12 NHS	TM00613100	5414118	M918	26X11.00R12 NHS	TM00614100	5414117
	RZR 1000 EPS	2016	M917	29X9.00R14 NHS	TM00746100	5414622	M918	29X11.00R14 NHS	TM00860100	5415228
	RZR XP 1000	2014	M917	29X9.00R14 NHS	TM00746100	5414622	M918	29X11.00R14 NHS	TM00860100	5415228
	RZR XP 1000 (Sport)	2020 - 2021	M917	29X9.00R14 NHS	TM00746100	5414622	M918	29X11.00R14 NHS	TM00860100	5415228
	RZR XP 1000 EPS (Black Pearl/White Lightning)	2017 - 2019	M917	29X9.00R14 NHS	TM00746100	5414622	M918	29X11.00R14 NHS	TM00860100	5415228
	RZR XP 1000 EPS (TM Metallic, EB Metallic, Sunset Red)	2017	M917	29X9.00R14 NHS	TM00746100	5414622	M918	29X11.00R14 NHS	TM00860100	5415228
	RZR XP 1000 EPS (White Lightning, Blue, Titanium Metallic)	2016 - 2017	M917	29X9.00R14 NHS	TM00746100	5414622	M918	29X11.00R14 NHS	TM00860100	5415228
	RZR XP 1000 EPS Ride Command Edition	2018 - 2019	M917	29X9.00R14 NHS	TM00746100	5414622	M918	29X11.00R14 NHS	TM00860100	5415228
	RZR XP 1000 EPS Velocity Blue LE	2017	M917	29X9.00R14 NHS	TM00746100	5414622	M918	29X11.00R14 NHS	TM00860100	5415228
	RZR XP 1000 LE	2020	M917	29X9.00R14 NHS	TM00746100	5414622	M918	29X11.00R14 NHS	TM00860100	5415228
	RZR XP 1000 Premium	2020 - 2023	M917	29X9.00R14 NHS	TM00746100	5414622	M918	29X11.00R14 NHS	TM00860100	5415228
	RZR XP Dynamix Edition	2018	M917	29X9.00R14 NHS	TM00746100	5414622	M918	29X11.00R14 NHS	TM00860100	5415228
	RZR XP Fox Edition	2018	M917	29X9.00R14 NHS	TM00746100	5414622	M918	29X11.00R14 NHS	TM00860100	5415228
	RZR XP Turbo EPS	2017 - 2021	M917	29X9.00R14 NHS	TM00746100	5414622	M918	29X11.00R14 NHS	TM00860100	5415228
	RZR XP Turbo EPS (Blue, Red, White Lightning, Orange, Crystal)	2016	M917	29X9.00R14 NHS	TM00746100	5414622	M918	29X11.00R14 NHS	TM00860100	5415228
	RZR XP Turbo LE	2019	M917	29X9.00R14 NHS	TM00746100	5414622	M918	29X11.00R14 NHS	TM00860100	5415228
	RZR XP 4 1000 (Sport)	2020 - 2021	M917	29X9.00R14 NHS	TM00746100	5414622	M918	29X11.00R14 NHS	TM00860100	5415228
	RZR XP 4 1000 EPS	2015 - 2021	M917	29X9.00R14 NHS	TM00746100	5414622	M918	29X11.00R14 NHS	TM00860100	5415228
	RZR XP 4 1000 EPS (White Lightning, Titanium Metallic)	2016 - 2017	M917	29X9.00R14 NHS	TM00746100	5414622	M918	29X11.00R14 NHS	TM00860100	5415228
	RZR XP 4 1000 EPS Ride Command Ed.	2018 - 2019	M917	29X9.00R14 NHS	TM00746100	5414622	M918	29X11.00R14 NHS	TM00860100	5415228
	RZR XP 4 1000 Premium	2021 - 2023	M917	29X9.00R14 NHS	TM00746100	5414622	M918	29X11.00R14 NHS	TM00860100	5415228
	RZR XP 4 Fox Edition	2018	M917	29X9.00R14 NHS	TM00746100	5414622	M918	29X11.00R14 NHS	TM00860100	5415228
	RZR XP 4 Turbo Dynamix	2018	M917	29X9.00R14 NHS	TM00746100	5414622	M918	29X11.00R14 NHS	TM00860100	5415228
	RZR XP 4 Turbo EPS	2017 - 2021	M917	29X9.00R14 NHS	TM00746100	5414622	M918	29X11.00R14 NHS	TM00860100	5415228
	RZR XP 4 Turbo EPS (Orange, Crystal, Red, White Lightning)	2016	M917	29X9.00R14 NHS	TM00746100	5414622	M918	29X11.00R14 NHS	TM00860100	5415228
	RZR XP 4 Turbo LE White Lightning	2019	M917	29X9.00R14 NHS	TM00746100	5414622	M918	29X11.00R14 NHS	TM00860100	5415228
	RZR Pro XP	2020 - 2021	ML1	30X10R14		5417138	ML1	30X10R14		5417138
	RZR Pro XP Sport	2023	ML1	30X10R14		5417138	ML1	30X10R14		5417138
	RZR Pro XP Premium	2020 - 2023	ML1	30X10R14		5417138	ML1	30X10R14		5417138
	RZR Pro XP Ultimate	2020 - 2023	ML1	30X10R14		5417138	ML1	30X10R14		5417138
	RZR Pro XP Sport Walker Evans Edition	2022	ML1	30X10R14		5417138	ML1	30X10R14		5417138
RZR Pro XP Sport Fox Shox Edition	2022	ML1	30X10R14		5417138	ML1	30X10R14		5417138	
RZR Pro XP Premium Ride Command Ed.	2022	ML1	30X10R14		5417138	ML1	30X10R14		5417138	

BRAND	VEHICLE	YEAR	FRONT				REAR			
			TREAD	SIZE	PART #	O.E. PART #	TREAD	SIZE	PART #	O.E. PART #
POLARIS	RZR Pro XP Ultimate Rockford Fosgate Ed.	2022	ML1	30X10R14		5417138	ML1	30X10R14		5417138
	RZR Pro XP 4	2020 - 2021	ML1	30X10R14		5417138	ML1	30X10R14		5417138
	RZR Pro XP 4 Sport	2023 - 2024	ML1	30X10R14		5417138	ML1	30X10R14		5417138
	RZR Pro XP 4 Premium	2020 - 2024	ML1	30X10R14		5417138	ML1	30X10R14		5417138
	RZR Pro XP 4 Ultimate	2020 - 2024	ML1	30X10R14		5417138	ML1	30X10R14		5417138
	RZR Turbo R Sport	2022- 2024	ML22	32X10R15			ML22	32X10R15		
	RZR Turbo R Premium	2022- 2024	ML22	32X10R15			ML22	32X10R15		
	RZR Turbo R Premium Ride Command Edition	2022	ML22	32X10R15			ML22	32X10R15		
	RZR Turbo R Ultimate	2022 - 2024	ML22	32X10R15			ML22	32X10R15		
	RZR Turbo R 4 Sport	2022- 2024	ML22	32X10R15			ML22	32X10R15		
	RZR Turbo R 4 Premium	2022- 2024	ML22	32X10R15			ML22	32X10R15		
	RZR Turbo R 4 Premium Ride Command Edition	2022	ML22	32X10R15			ML22	32X10R15		
	RZR Turbo R 4 Ultimate	2022 - 2024	ML22	32X10R15			ML22	32X10R15		
	RZR Pro R Sport	2022 - 2025	ML22	32X10R15			ML22	32X10R15		
	RZR Pro R Premium	2022 - 2024	ML22	32X10R15			ML22	32X10R15		
	RZR Pro R Ultimate	2022 - 2025	ML22	32X10R15			ML22	32X10R15		
	RZR Pro R Ultimate Launch Edition	2022	ML22	32X10R15			ML22	32X10R15		
	RZR Pro R 4 Sport	2022 - 2025	ML22	32X10R15			ML22	32X10R15		
	RZR Pro R 4 Premium	2022 - 2024	ML22	32X10R15			ML22	32X10R15		
	RZR Pro R 4 Ultimate	2022 - 2025	ML22	32X10R15			ML22	32X10R15		
	RZR Pro R 4 Ultimate Launch Edition	2022	ML22	32X10R15			ML22	32X10R15		
	RZR Pro S Sport	2025	ML22	32X10R15			ML22	32X10R15		
	RZR Pro S Premium	2025	ML22	32X10R15			ML22	32X10R15		
	RZR Pro S Ultimate	2025	ML22	32X10R15			ML22	32X10R15		
	RZR Pro S 4 Sport	2025	ML22	32X10R15			ML22	32X10R15		
	RZR Pro S 4 Premium	2025	ML22	32X10R15			ML22	32X10R15		
	RZR Pro S 4 Ultimate	2025	ML22	32X10R15			ML22	32X10R15		
	RZR RS1	2018 - 2021	M917	29X9.00R14 NHS	TM00746100	5414622	M918	29X11.00R14 NHS	TM00860100	5415228
	Scrambler 850	2015	M9805	26X8-14	TM00015100	5413275	M9806	26X10-14	TM00016100	5413276
	Sportsman 300	2006 - 2007	M955	AT22X7-12	TM13608000	5413078	M956	AT22X10-12	TM13618000	5413077
	Sportsman 550	2013	M9805	AT26X8-14	TM00015100	5413275	M9806	AT26X10-14	TM00016100	5413276
	Sportsman 550 EPS	2014	M9805	AT26X8-14	TM00015100	5413275	M9806	AT26X10-14	TM00016100	5413276
	Sportsman Touring 550 EPS	2013 - 2014	M9805	AT26X8-14	TM00015100	5413275	M9806	AT26X10-14	TM00016100	5413276
	Sportsman Touring 570 SP	2017	M9805	AT26X8-14	TM00015100	5413275	M9806	AT26X10-14	TM00016100	5413276
Sportsman Touring 850 H.O. EPS	2013 - 2015	M9805	AT26X8-14	TM00015100	5413275	M9806	AT26X10-14	TM00016100	5413276	
Sportsman X2 550	2011 - 2013	M9805	AT26X8-14	TM00015100	5413275	M9806	AT26X10-14	TM00016100	5413276	
Sportsman X2 550 EPS	2014	M9805	AT26X8-14	TM00015100	5413275	M9806	AT26X10-14	TM00016100	5413276	
Sportsman XP 1000 (Matte Copper LE)	2017 - 2018	MU15	27X9.00R14 NHS	TM00414100	5416110	MU16	27X11.00R14 NHS	TM00415100	5416111	

FITMENT GUIDE

BRAND	VEHICLE	YEAR	FRONT				REAR			
			TREAD	SIZE	PART #	O.E. PART #	TREAD	SIZE	PART #	O.E. PART #
SUZUKI	KingQuad 400ASI/FSI (Camo)	2013 - 2014	M913S	AT25X8-12	TM16666000	55110-38FC0	M909S	AT25X10-12	TM16738000	65110-38FC0
	KingQuad 500	2012	M987	AT25X8-12	TM16620300	55110-11H00	M988	AT25X10-12	TM16631500	65110-11H00
	LT400 Eiger / KingQuad 400	2007 - 2012	M913S	AT25X8-12	TM16666000	55110-38FC0	M909S	AT25X10-12	TM16738000	65110-38FC0
	LT450 KingQuad 450 AXI	2008 - 2012	M987	AT25X8-12	TM16620300	55110-11H00	M988	AT25X10-12	TM16631500	65110-11H00
TEXTRON	Alterra MudPro 700 LTD	2018 - 2019	ZILLA F	28X9.00-14 NHS	TM00344100	1402-855	ZILLA R	28X11.00-14 NHS	TM00393100	1402-901
	Prowler 500	2018	M925	25X8.00R12 NHS	TM00705100	651082	BIGHORN R	28X11.00-14 NHS	TM00705100	641042
	Prowler Pro Crew Ranch Edition	2019	BIGHORN F	27X9.00-14 NHS	TM00978100	633541	BIGHORN R	27X11.00-14 NHS	TM00979100	633542
	Prowler Pro Ranch Edition	2019	BIGHORN F	27X9.00-14 NHS	TM00978100	633541	BIGHORN R	27X11.00-14 NHS	TM00979100	633542
	Stampede 4 Hunter Edition	2019	BIGHORN F	27X9.00R14 NHS	TM00978100	633541	BIGHORN R	27X11.00-14 NHS	TM00979100	633542
	Stampede 4X	2018 - 2019	BIGHORN F	27X9.00R14 NHS	TM00978100	633541	BIGHORN R	27X11.00R14 NHS	TM00979100	633542
	Stampede Hunter Edition	2019	BIGHORN F	27X9.00R14 NHS	TM00978100	633541	BIGHORN R	27X11.00-14 NHS	TM00979100	633542
	Stampede X	2018 - 2019	BIGHORN F	27X9.00R14 NHS	TM00978100	633541	BIGHORN R	27X11.00-14 NHS	TM00979100	633542
TGB	550AR 4x4			AT25 X 8-12				AT25 X 10-12		
	550AR EFI EPS 4x4			AT25 X 8-12				AT25 X 10-12		
	AgroCarrier 6WD			NA				NA		
	Blade 1000ILT			AT25 X 8-12				AT25 X 10-12		
	Blade 1000ILT EPS			AT26 X 9-14				AT26 X 11-14		
	Blade 425			AT25 X 8-12				AT25 X 10-12		
	Blade 550I			AT25 X 8-12				AT25 X 10-12		
	Blade 550I LT			AT25 X 8-12				AT25 X 10-12		
	Blade 550I LT EPS			AT25 X 8-12				AT25 X 10-12		
	Blade 550I SE EPS			AT25 X 8-12				AT25 X 10-12		
	Blade 600I			AT25 X 8-12				AT25 X 10-12		
	Blade 600I LT			AT25 X 8-12				AT25 X 10-12		
	Blade 600I LT EPS			AT25 X 8-12				AT25 X 10-12		
	Blade 600I SE EPS			AT25 X 8-12				AT25 X 10-12		
Target 600			AT25 X 8-12				AT25 X 10-12			
YAMAHA	YXR450 Rhino 450 4x4 Special Edition	2007	M951	25X8.00-12 NHS	TM16654000	94108-12809-00	M952	25X10.00-12 NHS	TM16729000	94110-12805-00
	YXR450 Rhino 450 Auto 4x4	2006 - 2009	M951	25X8.00-12 NHS	TM16654000	94108-12809-00	M952	25X10.00-12 NHS	TM16729000	94110-12805-00
	YXR660 Rhino 660 Auto 4x4	2006 - 2007	M951	25X8.00-12 NHS	TM16654000	94108-12809-00	M952	25X10.00-12 NHS	TM16729000	94110-12805-00
	YXR660 Rhino 660 Auto 4x4 Ducks Unlimited Edition	2007	M951	25X8.00-12 NHS	TM16654000	94108-12809-00	M952	25X10.00-12 NHS	TM16729000	94110-12805-00
	YXR660 Rhino 660 Auto 4x4 Exploring Edition	2007	M951	25X8.00-12 NHS	TM16654000	94108-12809-00	M952	25X10.00-12 NHS	TM16729000	94110-12805-00
	YXR660 Rhino 660 Auto 4x4 Special Edition	2007	M951	25X8.00-12 NHS	TM16654000	94108-12809-00	M952	25X10.00-12 NHS	TM16729000	94110-12805-00
	YXR660 Rhino 660 Auto 4x4 Sport Edition	2007	M951	25X8.00-12 NHS	TM16654000	94108-12809-00	M952	25X10.00-12 NHS	TM16729000	94110-12805-00
	YXR70F Rhino 700 Fi 4x4 Ducks Unlimited	2008 - 2009	M951	25X8.00-12 NHS	TM16654000	94108-12809-00	M952	25X10.00-12 NHS	TM16729000	94110-12805-00
	YXR70F Rhino 700 Fi 4x4 SE	2008 - 2009	M951	25X8.00-12 NHS	TM16654000	94108-12809-00	M952	25X10.00-12 NHS	TM16729000	94110-12805-00

BRAND	VEHICLE	YEAR	FRONT				REAR			
			TREAD	SIZE	PART #	O.E. PART #	TREAD	SIZE	PART #	O.E. PART #
YAMAHA	YXR70F Rhino 700 FI Auto 4x4	2008 - 2012	M951	25X8.00-12 NHS	TM16654000	94108-12809-00	M952	25X10.00-12 NHS	TM16729000	94110-12805-00
	YXR70F Rhino 700 FI Sport Edition	2008 - 2012	M951	25X8.00-12 NHS	TM16654000	94108-12809-00	M952	25X10.00-12 NHS	TM16729000	94110-12805-00
	YXR Rhino 700 FI Auto. 4x4	2004 - 2013	M951	25X8.00-12 NHS	TM16654000	94108-12809-00	M952	25X10.00-12 NHS	TM16729000	94110-12805-00
	YXR Rhino 700 FI Auto. 4x4 Special Edition	2004 - 2013	M951	25X8.00-12 NHS	TM16654000	94108-12809-00	M952	25X10.00-12 NHS	TM16729000	94110-12805-00
	Viking	2016 - 2021	BIGHORN F	25X8.00-12 NHS	TM00797100	94108-12818-00	BIGHORN R	25X10.00-12 NHS	TM00798100	94110-12815-00
	Viking EPS	2016 - 2025	BIGHORN F	25X8.00-12 NHS	TM00797100	94108-12818-00	BIGHORN R	25X10.00-12 NHS	TM00798100	94110-12815-00
	Viking EPS Ranch Edition	2018 - 2025	BIGHORN F	25X8.00-12 NHS	TM00797100	94108-12818-00	BIGHORN R	25X10.00-12 NHS	TM00798100	94110-12815-00
	Viking EPS SE	2016 - 2021	BIGHORN F	25X8.00-12 NHS	TM00797100	94108-12818-00	BIGHORN R	25X10.00-12 NHS	TM00798100	94110-12815-00
	Viking FI 4x4	2014 - 2015	BIGHORN F	25X8.00-12 NHS	TM00797100	94108-12818-00	BIGHORN R	25X10.00-12 NHS	TM00798100	94110-12815-00
	Viking FI 4x4 EPS	2014 - 2015	BIGHORN F	25X8.00-12 NHS	TM00797100	94108-12818-00	BIGHORN R	25X10.00-12 NHS	TM00798100	94110-12815-00
	Viking FI 4x4 EPS SE	2014 - 2015	BIGHORN F	25X8.00-12 NHS	TM00797100	94108-12818-00	BIGHORN R	25X10.00-12 NHS	TM00798100	94110-12815-00
	Viking VI	2016	BIGHORN F	25X8.00-12 NHS	TM00797100	94108-12818-00	BIGHORN R	25X10.00-12 NHS	TM00798100	94110-12815-00
	Viking VI EPS	2018 - 2025	BIGHORN F	25X8.00-12 NHS	TM00797100	94108-12818-00	BIGHORN R	25X10.00-12 NHS	TM00798100	94110-12815-00
	Viking VI EPS Ranch Edition	2018 - 2025	BIGHORN F	25X8.00-12 NHS	TM00797100	94108-12818-00	BIGHORN R	25X10.00-12 NHS	TM00798100	94110-12815-00
	Viking VI EPS Realtree Edge	2020 - 2021	BIGHORN F	25X8.00-12 NHS	TM00797100	94108-12818-00	BIGHORN R	25X10.00-12 NHS	TM00798100	94110-12815-00
	Viking VI EPS SE	2016 - 2017	BIGHORN F	25X8.00-12 NHS	TM00797100	94108-12818-00	BIGHORN R	25X10.00-12 NHS	TM00798100	94110-12815-00
	Wolverine	2016 - 2017	BIGHORN F	26X8.00-12 NHS	TM00783100	94108-12821-00	BIGHORN R	26X10.00-12 NHS	TM00784100	94110-12818-00
	Wolverine EPS	2017	BIGHORN F	26X8.00-12 NHS	TM00783100	94108-12821-00	BIGHORN R	26X10.00-12 NHS	TM00784100	94110-12818-00
	Wolverine R-Spec	2016	BIGHORN F	26X8.00-12 NHS	TM00783100	94108-12821-00	BIGHORN R	26X10.00-12 NHS	TM00784100	94110-12818-00
	Wolverine R-Spec Realtree	2017 - 2018	BIGHORN F	26X8.00-12 NHS	TM00783100	94108-12821-00	BIGHORN R	26X10.00-12 NHS	TM00784100	94110-12818-00
	Wolverine R-Spec EPS	2016 - 2018	BIGHORN F	26X8.00-12 NHS	TM00783100	94108-12821-00	BIGHORN R	26X10.00-12 NHS	TM00784100	94110-12818-00
	Wolverine R-Spec EPS SE	2016 - 2017	BIGHORN F	26X8.00-12 NHS	TM00783100	94108-12821-00	BIGHORN R	26X10.00-12 NHS	TM00784100	94110-12818-00
	Wolverine RMAX2 1000 LE	2021 - 2025	ML1	30X10.00R14 NHS	TM00159600	94110-14809-00	ML1	30X10.00R14 NHS	TM00159600	94110-14809-00
	Wolverine RMAX2 1000 XT-R	2022 - 2025	ML1	30X10.00R14 NHS	TM00159600	94110-14809-00	ML1	30X10.00R14 NHS	TM00159600	94110-14809-00
	Wolverine RMAX2 Compact XT-R	2025	ML1	30X10.00R14 NHS	TM00159600	94110-14809-00	ML1	30X10.00R14 NHS	TM00159600	94110-14809-00
	Wolverine RMAX2 Compact R-Spec	2025	ML1	30X10.00R14 NHS	TM00159600	94110-14809-00	ML1	30X10.00R14 NHS	TM00159600	94110-14809-00
	Wolverine RMAX4 1000 LE	2021 - 2025	ML19A	29X9.00R14 NHS	TM00239700	94109-14819-00	ML19A	29X11.00R14 NHS	TM00239800	94111-14813-00
	Wolverine RMAX4 1000 XT-R	2021 - 2025	ML19A	29X9.00R14 NHS	TM00239700	94109-14819-00	ML19A	29X11.00R14 NHS	TM00239800	94111-14813-00
	Wolverine RMAX4 1000 Compact Limited	2025	ML19A	29X9.00R14 NHS	TM00239700	94109-14819-00	ML19A	29X11.00R14 NHS	TM00239800	94111-14813-00
	Wolverine RMAX4 1000 Compact XTR	2025	ML19A	29X9.00R14 NHS	TM00239700	94109-14819-00	ML19A	29X11.00R14 NHS	TM00239800	94111-14813-00
	Wolverine X2	2019 - 2020	MU75	26X8.00-12 NHS	TM00002300	94108-12824-00	MU76	26X10.00-12 NHS	TM00002400	94110-12822-00
	Wolverine X2 R-Spec	2019 - 2020	MU75	26X8.00-12 NHS	TM00002300		MU76	26X10.00-12 NHS	TM00002400	94110-12822-00
	Wolverine X2 R-Spec Realtree Edge	2020	MU75	26X8.00-12 NHS	TM00002300	94108-12824-00	MU76	26X10.00-12 NHS	TM00002400	94110-12822-00
	Wolverine X2 R-Spec SE	2019 - 2020	MU75	26X8.00-12 NHS	TM00002300	94108-12824-00	MU76	26X10.00-12 NHS	TM00002400	94110-12822-00
Wolverine X2 1000 XT-R	2024 - 2025	M917	28X10.00R14 NHS	TM00228300	94110-14812-00	M917	28X10.00R14 NHS	TM00228300	94110-14812-00	
Wolverine X2	2018 - 2020	MU75	26X8.00-12 NHS	TM00002300	94108-12824-00	MU76	26X10.00-12 NHS	TM00002400	94110-12822-00	
Wolverine X2 Realtree Xtra	2018	MU75	26X8.00-12 NHS	TM00002300	94108-12824-00	MU76	26X10.00-12 NHS	TM00002400	94110-12822-00	
Wolverine X2 Realtree Edge	2020	MU75	26X8.00-12 NHS	TM00002300	94108-12824-00	MU76	26X10.00-12 NHS	TM00002400	94110-12822-00	

FITMENT GUIDE

BRAND	VEHICLE	YEAR	FRONT				REAR			
			TREAD	SIZE	PART #	O.E. PART #	TREAD	SIZE	PART #	O.E. PART #
YAMAHA	Wolverine X2 SE (Matte Carbor or Silver)	2018 - 2020	MU75	26X8.00-12 NHS	TM00002300	94108-12824-00	MU76	26X10.00-12 NHS	TM00002400	94110-12822-00
	YZZ1000 SS XT-R	2020 - 2025	ML19A	29X9.00R14 NHS	TM00120400	94109-14815-00	ML19A	29X11.00R14 NHS	TM00120500	94111-14809-00
	YZZ1000R	2019 - 2025	M917	29X9.00R14 NHS	TM00019600	94109-14814-00	M918	29X11.00-14 NHS	TM00019700	94111-14808-00
	YZZ1000R	2016 - 2018	BIGHORN F	27X9.00R14 NHS	TM00911100	94109-14809-00	BIGHORN R	27X11.00R14 NHS	TM00912100	94111-14802-00
	YZZ1000R SE	2019 - 2021	M917	29X9.00R14 NHS	TM00019600	94109-14814-00	M918	29X11.00R14 NHS	TM00019700	94111-14808-00
	YZZ1000R SE	2016 - 2018	BIGHORN F	27X9.00R14 NHS	TM00911100	94109-14809-00	BIGHORN R	27X11.00R14 NHS	TM00912100	94111-14802-00
	YZZ1000R SS	2019 - 2025	M917	29X9.00R14 NHS	TM00019600	94109-14814-00	M918	29X11.00R14 NHS	TM00019700	94111-14808-00
	YZZ1000R SS	2017 - 2018	BIGHORN F	27X9.00R14 NHS	TM00911100	94109-14809-00	BIGHORN R	27X11.00R14 NHS	TM00912100	94111-14802-00
	YZZ1000R SS SE	2019 - 2023	M917	29X9.00R14 NHS	TM00019600	94109-14814-00	M918	29X11.00R14 NHS	TM00019700	94111-14808-00
	YZZ1000R SS SE	2017 - 2018	BIGHORN F	27X9.00R14 NHS	TM00911100	94109-14809-00	BIGHORN R	27X11.00R14 NHS	TM00912100	94111-14802-00
	YZZ1000RR SE	2019	M917	29X9.00R14 NHS	TM00019600	94109-14814-00	M918	29X11.00R14 NHS	TM00019700	94111-14808-00
	Bear Tracker 250	2001 - 2004	M905	AT22X7-10	TM16040000	94107-10800-00	M906	AT22X10-10	TM14560000	94110-10800-00
	Bear Tracker 250 Real Tree	2002	M905	AT22X7-10	TM16040000	94107-10800-00	M906	AT22X10-10	TM14560000	94110-10800-00
	Big Bear 250	2007 - 2009	M905	AT22X7-10	TM16040000	94107-10800-00	M906	AT22X10-10	TM14560000	94110-10800-00
	Big Bear 400 2WD	2001 - 2004	M907	AT25X8-12	TM16637000	94108-12801-00	M908	AT25X11-10	TM16262000	94111-10801-00
	Big Bear 400 2WD Real Tree	2001 - 2002	M907	AT25X8-12	TM16637000	94108-12801-00	M908	AT25X11-10	TM16262000	94111-10801-00
	Big Bear 400 4x4	2001 - 2006	C9221	AT25X8-12	TM16639100	94108-128Y0-00	C9222	AT25X10-12	TM16730100	94110-128Y5-00
	Big Bear 400 4x4 Real Tree	2001 - 2002	C9221	AT25X8-12	TM16639100	94108-128Y0-00	C9222	AT25X10-12	TM16730100	94110-128Y5-00
	Bruin 250	2005 - 2006	M905	AT22X7-10	TM16040000	94107-10800-00	M906	AT22X10-10	TM14560000	94110-10800-00
	Bruin 350 (Australia)	2004	C828	AT25X8-12	TM16621100	94108-12803-00	C828	AT25X10-12	TM16631100	94110-12801-00
	Bruin 350 4WD Hunter	2005	M911Y	AT25X8-12	TM16639800	94108-12802-00	M912Y	AT25X10-12	TM16734000	94110-12800-00
	Bruin 350 Auto 2WD	2004 - 2006	M911Y	AT25X8-12	TM16639800	94108-12802-00	M912Y	AT25X10-12	TM16734000	94110-12800-00
	Bruin 350 Auto 4x4	2004 - 2006	M911Y	AT25X8-12	TM16639800	94108-12802-00	M912Y	AT25X10-12	TM16734000	94110-12800-00
	Bruin 350 Auto 4x4 (Australia)	2005	C828	AT25X8-12	TM16621100	94108-12803-00	C828	AT25X10-12	TM16631100	94110-12801-00
	Bruin 350 Auto 4x4 Hardwoods	2004	M911Y	AT25X8-12	TM16639800	94108-12802-00	M912Y	AT25X10-12	TM16734000	94110-12800-00
	Grizzly	2016	MU05Y	AT26X8-12	TM00868100	94108-12822-00	MU06Y	AT26X10-12	TM00869100	94110-12819-00
	Grizzly 300 Automatic	2012 - 2014	M919	AT22X7-10	TM00011100	1SC-F510S-00-00	M920	AT22X10-9	TM07306500	1SC-F53P3-00-00
	Grizzly 350 Auto	2011 - 2012	MU13	AT25X8-11	TM00494100	94108-12816-00	MU14	AT25X10-11	TM00495100	94110-12813-00
	Grizzly 350 Auto	2007 - 2010	M979	AT25X8-12	TM16655000	94108-12808-00	M980	AT25X10-12	TM16672000	941140-12809-00
	Grizzly 350 Auto 4x4	2011 - 2014	MU13	AT25X8-11	TM00494100	94108-12816-00	MU14	AT25X10-11	TM00495100	94110-12813-00
	Grizzly 350 Auto 4x4	2007 - 2010	M979	AT25X8-12	TM16655000	94108-12808-00	M980	AT25X10-12	TM16672000	941140-12809-00
	Grizzly 350 Auto 4x4 IRS	2011 - 2012	MU13	AT25X8-11	TM00494100	94108-12816-00	MU14	AT25X10-11	TM00495100	94110-12813-00
	Grizzly 350 Auto 4x4 IRS	2007 - 2010	M979	AT25X8-12	TM16655000	94108-12808-00	M980	AT25X10-12	TM16672000	941140-12809-00
	Grizzly 450 Auto 4x4	2011 - 2012	MU13	AT25X8-12	TM00494100	94108-12816-00	MU14	AT25X10-12	TM00495100	94110-12813-00
	Grizzly 450 Auto 4x4	2007 - 2010	M979	AT25X8-12	TM16655000	94108-12808-00	M980	AT25X10-12	TM16672000	941140-12809-00
	Grizzly 450 Auto 4x4 Outdoorsman Edition	2007 - 2008	M979	AT25X8-12	TM16655000	94108-12808-00	M980	AT25X10-12	TM16672000	941140-12809-00
	Grizzly 450 Auto 4x4	2013 - 2014	MU13	AT25X8-12	TM00494100	94108-12816-00	MU14	AT25X10-12	TM00495100	94110-12813-00

BRAND	VEHICLE	YEAR	FRONT				REAR			
			TREAD	SIZE	PART #	O.E. PART #	TREAD	SIZE	PART #	O.E. PART #
YAMAHA	Grizzly 450 Auto 4x4 EPS	2011 - 2014	MU13	AT25X8-12	TM00494100	94108-12816-00	MU14	AT25X10-12	TM00495100	94110-12813-00
	Grizzly 550 FI Auto 4x4	2012 - 2014	MU19	AT25X8-12	TM00652100	94108-12817-00	MU20	AT25X10-12	TM00631100	94110-12814-00
	Grizzly 550 FI Auto 4x4 EPS	2012 - 2014	MU19	AT25X8-12	TM00652100	94108-12817-00	MU20	AT25X10-12	TM00631100	94110-12814-00
	Grizzly 700 FI Auto 4x4	2012 - 2014	MU19	AT25X8-12	TM00652100	94108-12817-00	MU20	AT25X10-12	TM00631100	94110-12814-00
	Grizzly 700 FI Auto 4x4 EPS	2012 - 2014	MU19	AT25X8-12	TM00652100	94108-12817-00	MU20	AT25X10-12	TM00631100	94110-12814-00
	Grizzly 700 FI Auto 4x4 EPS Special Edition	2012 - 2014	MU19	AT25X8-12	TM00652100	94108-12817-00	MU20	AT25X10-12	TM00631100	94110-12814-00
	Grizzly 700 XT-R	2020 - 2024	MU01	27X10-14	TM00058700	94110-14807-00	MU02	27X10-14	TM00058700	94110-14807-00
	Grizzly EPS	2016 - 2025	MU05Y	26X8-12	TM00868100	94108-12822-00	MU06Y	AT26X10-12	TM00869100	94110-12819-00
	Grizzly EPS LE	2016 - 2018	MU05Y	AT26X8-12	TM00868100	94108-12822-00	MU06Y	AT26X10-12	TM00869100	94110-12819-00
	Grizzly EPS Realtree Edge	2020 - 2021	MU05Y	26X8-12	TM00868100	94108-12822-00	MU06Y	AT26X10-12	TM00869100	94110-12819-00
	Grizzly EPS SE	2016 - 2022	MU05Y	26X8-12	TM00868100	94108-12822-00	MU06Y	AT26X10-12	TM00869100	94110-12819-00
	Grizzly EPS SE	2024	MU01	27X10-14	TM00058700	94110-14807-00	MU02	27X10-14	TM00058700	94110-14807-00
	Grizzly EPS Camo	2024 - 2025	MU01	27X10-14	TM00058700	94110-14807-00	MU02	27X10-14	TM00058700	94110-14807-00
	Grizzly EPS Limited	2025	MU01	27X10-14	TM00058700	94110-14807-00	MU02	27X10-14	TM00058700	94110-14807-00
	Kodiak 400 2WD	2003 - 2004	M911Y	AT25X8-12	TM16639900	94108-12813-00	M911Y	AT25X10-12	TM16734500	94110-12810-00
	Kodiak 400 4x4/Camo/Hardwoods/Hunter	2003 - 2006	M911Y	AT25X8-12	TM16639900	94108-12813-00	M911Y	AT25X10-12	TM16734500	94110-12810-00
	Kodiak 450 4x4/Camo/Hardwoods/Hunter/SE	2003 - 2006	M911Y	AT25X8-12	TM16639900	94108-12813-00	M911Y	AT25X10-12	TM16734500	94110-12810-00
	Kodiak 700	2016 - 2025	MU19	AT25X8-12	TM00652100	94108-12817-00	MU20	AT25X10-12	TM00631100	94110-12814-00
	Kodiak 700 EPS	2016 - 2025	MU19	AT25X8-12	TM00652100	94108-12817-00	MU20	AT25X10-12	TM00631100	94110-12814-00
	Kodiak 700 EPS Realtree Edge	2020 - 2021	MU19	AT25X8-12	TM00652100	94108-12817-00	MU20	AT25X10-12	TM00631100	94110-12814-00
	Kodiak 700 EPS SE	2016 - 2025	MU19	AT25X8-12	TM00652100	94108-12817-00	MU20	AT25X10-12	TM00631100	94110-12814-00
	Kodiak 700 Realtree Edge	2020 - 2021	MU19	AT25X8-12	TM00652100	94108-12817-00	MU20	AT25X10-12	TM00631100	94110-12814-00
	YFZ 450R SE	2014 - 2025	MS21	AT21X7.00-10	TM00742100	94107-10802-00	MS22	AT20X10.00-9	TM00743100	94110-09802-00
	YFZ450	2014	MS21	AT21X7.00-10	TM00742100	94107-10802-00	MS22	AT20X10.00-9	TM00743100	94110-09802-00
	YFZ450R	2014 - 2025	MS21	AT21X7.00-10	TM00742100	94107-10802-00	MS22	AT20X10.00-9	TM00743100	94110-09802-00
	Raptor 700	2018 - 2025	MS13	AT22X7.00-10	TM00850100	94107-10803-00	M976Y	AT20X10.00-9	TM00684100	94110-09801-00
Raptor 700R	2018 - 2025	MS13	AT22X7.00-10	TM00850100	94107-10803-00	M976Y	AT20X10.00-9	TM00684100	94110-09801-00	
Raptor 700R SE	2018 - 2025	MS13	AT22X7.00-10	TM00850100	94107-10803-00	M976Y	AT20X10.00-9	TM00684100	94110-09801-00	

MAXXIS

